

TORRANCE COUNTY

1999-2000 OPERATING BUDGET

Bill Williams
Rodger Rayner
Chester Riley, Jr.
Babette Berkshire
Tracy Sedillo

Commission Chairman
Commission Member
Commission Member
County Manager
Assistant County Manager

CLERK COPY

State of New Mexico
County of Torrance

RESOLUTION # 99-33

1999 - 2000 Budget Adoption
(88th Fiscal Year)

WHEREAS, the Governing Body in and for the County of Torrance, State of New Mexico has developed a budget for fiscal year 1999 - 2000, and


WHEREAS, said budget was developed on the basis of need and through cooperation with all user Departments, elected officials and other department supervisors, and

WHEREAS, it is the majority opinion of this Board that the proposed budget meets the requirements as currently determined for fiscal year 1999 - 2000.


NOW THEREFORE, BE IT HEREBY RESOLVED that the Board of County Commissioners, Torrance County, State of New Mexico hereby adopts the budget hereinafter described and respectfully requests approval from the Local Government Division of the Department of Finance and Administration.


RESOLVED: In Regular Board Session this 28th day of July, 1999.


Board of County Commissioners
Torrance County, New Mexico



Bill R. Williams, Chairman

Attest:


Rodger Rayner, Member


Chester Riley, Jr., Member


Clerk of the Board



BUDGET

TRANSFERS

Budget Recap. 1999-2000

| COUNTY BUDGET RECAPITULATION | | | | | | |
|------------------------------------|------|---|------------------------------|-----------------------------|----------------------------------|---|
| | | | | | 07/01/99 - 06/30/00 | |
| County - Torrance | | Fiscal Year '88 | | | | |
| Classification of County - B-Under | | | | No. of Employees | Part-time 5 | Full-time 84 |
| | | | | | Official Census | 14,697 |
| | | 1998 | | | | |
| | | Final Valuation | Operating Tax Rate | | Production | |
| Residential | | 70,909,028 | 10058 | | 713,203 | |
| Non- Residential | | 94,499,629 | 11850 | | 1,119,820 | |
| Oil & Gas | | | | | | |
| | | | | Total Production | 1,833,023 | |
| | | | | Reappraisal 1% | 18,330 | |
| IN DOLLARS | | | | | | |
| Fund | Code | Unaudited Beginning Cash Balance | Budgeted Fund Revenues | Budget Fund Transfers | Budgeted Fund Expenditures | Estimated Ending Fund Cash Balance |
| #1 | #2 | #3 | #4 | #5 | #6 | #7 |
| General | 401 | \$770,610 | \$2,829,691 | (\$733,999) | \$2,292,896 | \$573,406 |
| Road | 402 | \$200,796 | \$719,381 | \$76,676 | \$865,445 | \$131,408 |
| Farm & Range | 403 | \$706 | \$968 | \$17,326 | \$19,000 | \$0 |
| Recreation | 404 | (\$23) | \$222 | \$851 | \$1,050 | \$0 |
| NE Torrance FD | 405 | \$42,371 | \$60,601 | \$0 | \$102,972 | \$0 |
| Torrance County Fire District II | 406 | \$64,888 | \$66,328 | \$0 | \$131,216 | \$0 |
| Duran FD | 407 | \$17,058 | \$47,640 | \$0 | \$64,698 | \$0 |
| McIntosh FD | 408 | \$38,915 | \$64,820 | \$5,467 | \$109,202 | \$0 |
| Torreon-Tajique FD | 409 | \$78,737 | \$47,879 | \$0 | \$126,616 | \$0 |
| L.E. Protection Fund | 410 | \$0 | \$20,000 | \$0 | \$20,000 | \$0 |
| Fire/Ambulance (Gross Receipts) | 411 | \$40,238 | \$23,087 | \$0 | \$63,325 | \$0 |
| Fair Board | 412 | \$0 | \$19,000 | \$0 | \$19,000 | \$0 |
| Solid Waste | 413 | (\$66,441) | \$66,441 | \$0 | \$0 | \$0 |
| Indigent | 414 | \$3,184 | \$221,136 | \$0 | \$224,320 | \$0 |
| EMS | 415 | \$410 | \$23,559 | (\$5,467) | \$18,502 | \$0 |
| Court Forfeiture | 416 | \$60 | \$0 | \$0 | \$60 | \$0 |
| MCH | 418 | (\$3,284) | \$425,138 | \$0 | \$421,854 | \$0 |
| Sub-Total | | \$1,188,225 | \$4,635,891 | (\$639,146) | \$4,480,156 | \$704,814 |

Budget Recap. 1999-2000

| IN DOLLARS | | | | | | |
|---------------------------------|-------------|---|---------------------------------------|--------------------------------------|---|---|
| Fund | Code | Unaudited Beginning Cash Balance | Budgeted Fund Revenues | Budget Fund Transfers | Budgeted Fund Expenditures | Estimated Ending Fund Cash Balance |
| #1 | #2 | #3 | #4 | #5 | #6 | #7 |
| G.O. Bond Reserve | 419 | \$0 | \$0 | \$0 | \$0 | \$0 |
| Corrections | 420 | \$66,949 | \$269,019 | \$510,587 | \$846,555 | \$0 |
| Debt Service/Revenue Bonds | 423 | \$74,699 | \$84,528 | \$0 | \$59,438 | \$99,789 |
| Mountainair Clinic Construction | 424 | (\$113) | \$0 | \$113 | \$0 | \$0 |
| General Obligation Bond | 561 | \$140,974 | \$207,676 | \$0 | \$168,904 | \$179,746 |
| Safety Program | 600 | \$6,880 | \$6,400 | \$0 | \$13,280 | \$0 |
| Senior Citizens | 602 | \$0 | \$0 | \$0 | \$0 | \$0 |
| Senior Citizens | 603 | \$3,851 | \$1,749 | \$0 | \$5,600 | \$0 |
| Civil Defense | 604 | (\$432) | \$24,000 | \$19,781 | \$43,349 | \$0 |
| D.W.I. | 605 | (\$91,326) | \$300,583 | \$0 | \$209,257 | \$0 |
| Energy Conservation Program | 606 | (\$14,048) | \$16,000 | \$14,048 | \$16,000 | \$0 |
| Reappraisal | 610 | \$76,363 | \$24,494 | \$18,330 | \$49,753 | \$69,434 |
| Clerk's Equipment | 612 | \$1,159 | \$15,684 | \$0 | \$16,843 | \$0 |
| Federal Prisoners | 620 | \$0 | \$4,500,000 | \$0 | \$4,500,000 | \$0 |
| State Prisoners | 621 | \$0 | \$3,000,000 | \$0 | \$3,000,000 | \$0 |
| CDBG | 625 | \$0 | \$325,000 | \$0 | \$325,000 | \$0 |
| Medicaid Transportation | 630 | (\$384) | \$132,942 | \$0 | \$132,558 | \$0 |
| Seniors 3B | 631 | \$0 | \$77,756 | \$0 | \$77,756 | \$0 |
| Seniors 3C-1 | 632 | \$0 | \$74,587 | \$0 | \$74,587 | \$0 |
| Seniors 3C-2 | 633 | \$0 | \$43,759 | \$0 | \$43,759 | \$0 |
| Seniors Cash-In-Lieu | 634 | \$0 | \$20,000 | \$0 | \$20,000 | \$0 |
| Seniors Capital Outlay | 635 | \$0 | \$143,659 | \$0 | \$143,659 | \$0 |
| Continuing Education Grant | 640 | \$180 | \$0 | \$0 | \$180 | \$0 |
| Dr. Saul Scholarship Fund | 641 | \$1,267 | \$130 | \$0 | \$1,397 | \$0 |
| Estancia Basin Water Study | 650 | \$0 | \$0 | \$2,211 | \$2,211 | \$0 |
| Rural Addressing Fund | 675 | (\$71,325) | \$255,613 | \$0 | \$181,596 | \$2,692 |
| U.S. Forest Service Grant | 680 | (\$1,815) | \$4,215 | \$0 | \$2,400 | \$0 |
| Lodger's Tax | 685 | \$3,603 | \$2,000 | \$0 | \$5,572 | \$31 |
| Interdisciplinary Program | 688 | \$0 | \$800 | \$0 | \$800 | \$0 |
| Domestic Violence Grant | 690 | (\$9,670) | \$243,670 | \$0 | \$234,000 | \$0 |
| Sub-Total | | \$186,812 | \$9,774,264 | \$565,070 | \$10,174,454 | \$351,693 |
| | | | | | | |

Budget Recap. 1999-2000

| IN DOLLARS | | | | | | |
|----------------------------|-------------|---|---------------------------------------|--------------------------------------|---|---|
| Fund | Code | Unaudited Beginning Cash Balance | Budgeted Fund Revenues | Budget Fund Transfers | Budgeted Fund Expenditures | Estimated Ending Fund Cash Balance |
| #1 | #2 | #3 | #4 | #5 | #6 | #7 |
| Cops More Grant | 800 | (\$8,093) | \$17,259 | \$0 | \$9,166 | \$0 |
| Universal Hiring Grant | 802 | (\$73,687) | \$292,694 | \$73,002 | \$292,009 | \$0 |
| Legislative Appropriations | 803 | (\$61,100) | \$218,396 | \$0 | \$157,296 | \$0 |
| Drug Education Program | 804 | \$6,266 | \$11,000 | \$0 | \$16,865 | \$401 |
| Traffic Safety Grant | 805 | (\$3,514) | \$11,264 | \$0 | \$7,750 | \$0 |
| Forest Service Grant | 806 | \$143 | \$0 | \$0 | \$0 | \$143 |
| Local L.E.B. Grant | 807 | \$0 | \$10,738 | \$1,074 | \$11,812 | \$0 |
| Forest Service Grant | 808 | \$0 | \$7,000 | \$0 | \$7,000 | \$0 |
| E911 | 911 | (\$4,665) | \$4,665 | \$0 | \$0 | \$0 |
| Sub-Total | | (\$144,650) | \$573,016 | \$74,076 | \$501,898 | \$544 |
| GRAND TOTAL | | \$1,230,387 | \$14,983,171 | \$0 | \$15,156,508 | \$1,057,051 |

Schedule of Line Item Transfers

| From | To | Amount |
|------------|------------|-------------|
| 401-05-063 | 401-05-203 | \$ 45.94 |
| 401-05-064 | 401-05-203 | \$ 238.96 |
| 401-05-065 | 401-05-203 | \$ 377.33 |
| 401-05-101 | 401-05-203 | \$ 498.02 |
| 401-05-108 | 401-05-203 | \$ 5,294.17 |
| 401-05-108 | 401-05-204 | \$ 1,754.44 |
| 401-05-108 | 401-05-206 | \$ 1,521.39 |
| 401-05-214 | 401-05-206 | \$ 3,072.62 |
| 401-05-214 | 401-05-212 | \$ 4,620.38 |
| 401-05-215 | 401-05-212 | \$ 150.00 |
| 401-05-272 | 401-05-212 | \$ 3,119.73 |
| 401-08-205 | 401-05-212 | \$ 4,619.50 |
| 401-08-221 | 401-05-212 | \$ 1,512.09 |
| 401-08-266 | 401-05-212 | \$ 254.30 |
| 401-08-266 | 401-05-218 | \$ 720.70 |
| 401-08-270 | 401-05-218 | \$ 160.00 |
| 401-15-203 | 401-05-219 | \$ 2,846.52 |
| 401-15-208 | 401-05-275 | \$ 4,801.89 |
| 401-05-305 | 401-05-298 | \$ 3.00 |
| 401-08-106 | 401-08-064 | \$ 0.84 |
| 401-08-106 | 401-08-067 | \$ 0.03 |
| 401-08-275 | 401-08-272 | \$ 2,291.92 |
| 401-10-064 | 401-10-063 | \$ 159.14 |
| 401-10-064 | 401-10-067 | \$ 16.67 |
| 401-10-064 | 401-10-102 | \$ 219.35 |
| 401-15-216 | 401-10-102 | \$ 1,000.00 |
| 401-10-065 | 401-10-102 | \$ 125.59 |
| 401-10-201 | 401-10-102 | \$ 188.13 |
| 401-10-202 | 401-10-102 | \$ 152.91 |
| 401-10-203 | 401-10-205 | \$ 156.63 |
| 401-10-218 | 401-10-205 | \$ 396.57 |
| 401-10-218 | 401-10-207 | \$ 112.39 |
| 401-10-221 | 401-10-207 | \$ 354.42 |
| 401-10-266 | 401-10-207 | \$ 31.14 |
| 401-10-266 | 401-10-272 | \$ 132.95 |
| 401-15-248 | 401-10-272 | \$ 146.63 |
| 401-15-201 | 401-15-063 | \$ 100.10 |
| 401-15-201 | 401-15-064 | \$ 83.88 |
| 401-15-201 | 401-15-067 | \$ 10.91 |

REVENUE

SCHEDULE

Revenue Schedule 1999-2000

| Torrance County Revenues 1999-00 | | | |
|---|------------------------------------|------|--------------------|
| | General Fund | | 401 |
| | Current Taxes | 1010 | \$1,814,693 |
| | Delinquent Taxes | 1020 | \$103,336 |
| | Penalty & Interest | 1050 | \$54,759 |
| | Payment in Lieu of Taxes | 1080 | \$124,403 |
| | Adm. Fee/Primary Care | 1082 | \$1,634 |
| | Adm. Fee/RPHCA | 1084 | \$12,000 |
| | Adm. Fee/Families First | 1086 | \$1,416 |
| | Adm. Fee/Domestic Violence | 1088 | \$23,400 |
| | Adm. Fee/MCH | 1092 | \$13,240 |
| | Adm. Fee/Healthier Communities | 1093 | \$0 |
| | Adm. Fee/Indigent | 1094 | \$0 |
| | Adm. Fee/Medicaid | 1095 | \$10,704 |
| | Adm. Fee/DWI | 1096 | \$0 |
| | Non rendered Livestock | 1100 | \$0 |
| | Liquor License | 1150 | \$1,300 |
| | Interest on Investment | 1180 | \$57,593 |
| | Business Registrations | 1190 | \$13,835 |
| | Permit Fee | 1200 | \$13,180 |
| | Clerks Fees | 1210 | \$62,042 |
| | Probate Fees | 1220 | \$751 |
| | Sherriff's Fees | 1230 | \$6,004 |
| | Brady Bill/Law | 1248 | \$500 |
| | Microfilm | 1250 | \$2,849 |
| | Refunds | 1310 | \$2,065 |
| | Sale of County Property | 1340 | \$2,991 |
| | Miscellaneous | 1370 | \$4,541 |
| | Animal Control Fees | 1380 | \$3,575 |
| | Gross Receipts | 1410 | \$164,973 |
| | Equalization Gross Receipts | 1420 | \$60,368 |
| | Motor Vehicle Fees | 1530 | \$50,427 |
| | MV Miles Maintained | 1540 | \$86,769 |
| | Cigarette Tax-two cents | 1550 | \$444 |
| | Election Filing Fees | 1570 | \$0 |
| | F.V.R.A. State | 1571 | \$0 |
| | Election Fees | 1572 | \$14,969 |
| | Scenic Byways | 1600 | \$0 |
| | Forest Service Contract/Law | 1750 | \$0 |
| | Zoning Fees | 1772 | \$13,603 |
| | Building Lease | 1773 | \$14,880 |
| | Treasurers Fees | 1775 | \$6,432 |
| | Assessor Printouts | 1780 | \$259 |
| | Municipal Dispatch Fees | 1855 | \$85,756 |
| | Total Receipts-General Fund | | \$2,829,691 |

Revenue Schedule 1999-2000

| | | | | |
|--|---|--|------------|------------------|
| | | | | |
| | Road Fund | | 402 | |
| | Interest on Investment | | 1180 | \$13,907 |
| | Sale of Equipment | | 1340 | \$1,428 |
| | Misc. Income | | 1371 | \$3,112 |
| | Excavation Permits | | 1372 | \$13,594 |
| | Motor Vehicle | | 1510 | \$218,780 |
| | Gasoline Tax One Cent | | 1511 | \$175,290 |
| | Gasoline Tax Two Cent | | 1512 | \$44,956 |
| | 1999/00 Cap | | 1599 | \$94,000 |
| | 1999/00 SB | | 1600 | \$145,667 |
| | Federal National Forest | | 1660 | \$8,647 |
| | Total Road Fund | | | \$719,381 |
| | | | | |
| | Farm & Range Fund | | 403 | |
| | Taylor Grazing | | 1640 | \$968 |
| | Total Farm & Range Fund | | | \$968 |
| | | | | |
| | Recreation Fund | | 404 | |
| | Cigarette Tax-One Cent | | 1540 | \$222 |
| | Total Recreation | | | \$222 |
| | | | | |
| | NE Torrance Fire District | | 405 | |
| | Interest on Investment | | 1180 | \$1,701 |
| | Fire/Ambulance Gross | | 1200 | \$31,562 |
| | Miscellaneous Income | | 1370 | \$0 |
| | Reim/Donation | | 1400 | \$0 |
| | Forestry/Reim/Equip | | 1440 | \$0 |
| | Forestry/Reim/Personnel | | 1441 | \$0 |
| | State Fire Allotment | | 1560 | \$27,338 |
| | Total Fire District | | | \$60,601 |
| | | | | |
| | Torrance County District II Fire Dept. | | 406 | |
| | Interest on Investment | | 1180 | \$3,708 |
| | Gross Receipts Fire/Amb. | | 1200 | \$35,282 |
| | Miscellaneous | | 1370 | \$0 |
| | Reimbursements/Donations | | 1400 | \$0 |
| | Forestry/Reim/Equip | | 1440 | \$0 |
| | Forestry/Reim/Personnel | | 1441 | \$0 |
| | State Allotment | | 1560 | \$27,338 |
| | Fire District Total | | | \$66,328 |
| | | | | |
| | Duran Fire District | | 407 | |
| | Interest on Investment | | 1180 | \$2,661 |
| | Gross Receipts Fire/Amb. | | 1200 | \$17,641 |
| | Miscellaneous | | 1370 | \$0 |

Revenue Schedule 1999-2000

| | | | | |
|--|-----------------------------------|--|------------|-----------------|
| | Reim/Donation | | 1400 | \$0 |
| | Forestry/Reim/Equip | | 1440 | \$0 |
| | Forestry/Reim/Personnel | | 1441 | \$0 |
| | State Allotment | | 1560 | \$27,338 |
| | Total Duran Fire | | | \$47,640 |
| | | | | |
| | McIntosh Fire District | | 408 | |
| | Interest on Investment | | 1180 | \$2,200 |
| | Gross Receipts Fire/Amb. | | 1200 | \$35,282 |
| | Miscellaneous | | 1370 | \$0 |
| | Reim/Donation | | 1400 | \$0 |
| | Forestry/Reim/Equip | | 1440 | \$0 |
| | Forestry/Reim/Personnel | | 1441 | \$0 |
| | E.M.S. Funds | | 1450 | \$0 |
| | State Allotment | | 1560 | \$27,338 |
| | Total Fire District | | | \$64,820 |
| | | | | |
| | Torreon Fire District | | 409 | |
| | Interest on Investment | | 1180 | \$2,900 |
| | Gross Receipt Fire/Amb. | | 1200 | \$17,641 |
| | Miscellaneous | | 1370 | \$0 |
| | Reim/Donation | | 1400 | \$0 |
| | Forestry/Reim/Equip | | 1440 | \$0 |
| | Forestry/Reim/Personnel | | 1441 | \$0 |
| | State Allotment | | 1560 | \$27,338 |
| | Total Fire District | | | \$47,879 |
| | | | | |
| | LE Protecton Fund | | 410 | |
| | L E Chapter 289 | | 1110 | \$20,000 |
| | Total | | | \$20,000 |
| | | | | |
| | Fire/Ambulance Gross | | 411 | |
| | Gross Receipts | | 1000 | \$17,641 |
| | Fuel Reimbursements | | 1250 | \$5,446 |
| | Total | | | \$23,087 |
| | | | | |
| | Torrance County Fair Board | | 412 | |
| | Gross Receipts (Fair Board) | | 1000 | \$19,000 |
| | Total | | | \$19,000 |
| | | | | |
| | Solid Waste Fund | | 413 | |
| | Gross Receipts (Environmental) | | 1010 | \$0 |
| | Sale of County Property | | 1780 | \$0 |
| | Reimbursements/S.W.A. | | 1310 | \$66,441 |

Revenue Schedule 1999-2000

| | | | | |
|--|--|--|------------|------------------|
| | Total | | | \$66,441 |
| | | | | |
| | Indigent Fund | | 414 | |
| | Gross Receipts | | 1000 | \$169,466 |
| | Refunds | | 1200 | \$0 |
| | Medicaid 1/16 Gross Receipts | | | \$51,670 |
| | Total | | | \$221,136 |
| | | | | |
| | Emergency Medical Serv. | | 415 | |
| | EMS Grant | | 1200 | \$6,150 |
| | EMS Allotment | | 1560 | \$17,409 |
| | Total | | | \$23,559 |
| | | | | |
| | Court Forfeiture | | 416 | |
| | Court Forfeitures | | 1310 | \$0 |
| | Juvenile Alcohol | | 1320 | \$0 |
| | Total | | | \$0 |
| | | | | |
| | M.C.H. Grant | | 418 | |
| | Prior Year Health Grant | | 1730 | \$10,000 |
| | Health Care Grant | | 1740 | \$148,500 |
| | Undesignated | | 1742 | \$0 |
| | RPHCA Mountainair Clinic | | 1780 | \$108,000 |
| | Prior Year Mountainair Clinic RPHCA | | 1782 | \$14,878 |
| | Families First Grant | | 1785 | \$44,750 |
| | Health Council Development | | 1789 | \$0 |
| | Primary Care Grant | | 1790 | \$89,010 |
| | Prior Year Primary Care Grant | | 1792 | \$10,000 |
| | Healthier Communities | | 1794 | \$0 |
| | Miscellaneous/Donation | | 1795 | \$0 |
| | Total | | | \$425,138 |
| | | | | |
| | Corrections/Jail Fund | | 420 | |
| | Care of Municipal Prisoners | | 1100 | \$7,421 |
| | State Appropriation | | 1210 | \$0 |
| | Correction Fees | | 1231 | \$55,619 |
| | Restoration Electronic Monitoring | | 1371 | \$5,979 |
| | C.C.A. Administration Fee | | 1380 | \$200,000 |
| | Total | | | \$269,019 |
| | | | | |
| | Revenue Bond Debit Service | | 423 | |
| | Environmental Gross Receipts | | 1000 | \$84,528 |
| | Total | | | \$84,528 |
| | | | | |
| | Mountainair Clinic Construction | | 424 | |

Revenue Schedule 1999-2000

| | | | |
|----------------------------------|--|------------|------------------|
| Grant | | 1000 | \$0 |
| CDBG 1995 | | 1100 | \$0 |
| Total | | | \$0 |
| General Obligation Bond | | 561 | |
| Current Debt Service | | 1010 | \$194,777 |
| Delinquent Debt Service | | 1020 | \$12,899 |
| Total | | | \$207,676 |
| Safety Program | | 600 | |
| Keers Fees | | 1000 | \$6,400 |
| Total | | | \$6,400 |
| Senior Citizens | | 602 | |
| Sale of County Property | | 1340 | \$0 |
| Transportation | | 1370 | \$0 |
| Lieu of Commodities | | 1492 | \$0 |
| CO/Vans | | 1775 | \$0 |
| Federal Funds/Comm. Aging B-III | | 1777 | \$0 |
| Congregate Meals/CI,CII | | 1778 | \$0 |
| Misc. Income/Nutrition | | 1779 | \$0 |
| State Funding/HB-2 | | 1780 | \$0 |
| Home Deliveries | | 1781 | \$0 |
| Prior Year Reimb. Senior | | 1783 | \$0 |
| Prior Year Reimb. Capital Outlay | | 1784 | \$0 |
| Sale of Bldg (Mountainair) | | 1785 | \$0 |
| Capital Outlay/Bldg./Equipment | | 1786 | \$0 |
| Capital Outlay/Bldg/McIntosh | | 1790 | \$0 |
| Capital Outlay/Bldg/Renovation | | 1795 | \$0 |
| Total Senior Citizens | | | \$0 |
| Senior Citizens | | 603 | |
| Sale of County Property | | 1340 | \$0 |
| Transportation | | 1370 | \$0 |
| Lieu of Commodities | | 1492 | \$0 |
| CO/Vans | | 1775 | \$0 |
| Federal Funds/Comm. Aging B-III | | 1777 | \$1,749 |
| Congregate Meals/CI,CII | | 1778 | \$0 |
| Misc. Income/Nutrition | | 1779 | \$0 |
| State Funding/HB-2 | | 1780 | \$0 |
| Home Deliveries | | 1781 | \$0 |
| Prior Year Reimb. Senior | | 1783 | \$0 |
| Prior Year Reimb. Capital Outlay | | 1784 | \$0 |
| Sale of Bldg (Mountainair) | | 1785 | \$0 |
| Capital Outlay/Bldg./Equipment | | 1786 | \$0 |
| Capital Outlay/Bldg/McIntosh | | 1790 | \$0 |

Revenue Schedule 1999-2000

| | | | | |
|--|--|--|------------|------------------|
| | Medicaid Transportation | | 630 | |
| | Medicaid Reimbursement | | 1000 | \$132,942 |
| | Total | | | \$132,942 |
| | | | | |
| | Seniors 3B | | 631 | |
| | Federal | | 1000 | \$23,195 |
| | State | | 1100 | \$49,561 |
| | Program Income | | 1200 | \$5,000 |
| | Total | | | \$77,756 |
| | | | | |
| | Seniors 3C-1 | | 632 | |
| | Federal | | 1000 | \$18,662 |
| | State | | 1100 | \$35,925 |
| | Program Income | | 1200 | \$20,000 |
| | Total | | | \$74,587 |
| | | | | |
| | Seniors 3C-2 | | 633 | |
| | Federal | | 1000 | \$4,455 |
| | State | | 1100 | \$30,304 |
| | Program Income | | 1200 | \$9,000 |
| | Total | | | \$43,759 |
| | | | | |
| | Seniors Cash-In-Lieu | | 634 | |
| | Lieu of Commodities | | 1492 | \$20,000 |
| | Total | | | \$20,000 |
| | | | | |
| | Seniors Capital Outlay | | 635 | |
| | Vehicles | | 1775 | \$140,000 |
| | McIntosh Center | | 1790 | \$3,659 |
| | Total | | | \$143,659 |
| | | | | |
| | Estancia Valley Cont. Education | | 640 | |
| | Tuition/Donations | | 1000 | \$0 |
| | Total | | | \$0 |
| | | | | |
| | Dr. Saul Scholarship Fund | | 641 | |
| | Scholarship | | 1000 | \$130 |
| | Total | | | \$130 |
| | | | | |
| | Estancia Basin Water Study | | 650 | |
| | Interstate Stream Commission Grant | | 1000 | \$0 |
| | Sale of Water Study Books | | 1200 | \$0 |
| | Total | | | \$0 |

Revenue Schedule 1999-2000

| | | | |
|--|-----------------------------------|------|------------------|
| | | | |
| | Rural Addressing Fund | | 675 |
| | Gross Receipts | 1000 | \$19,363 |
| | Rural Addressing Signs | 1200 | \$250 |
| | 911/RA Grant | 1220 | \$236,000 |
| | Total | | \$255,613 |
| | | | |
| | U.S. Forest Service Grant | | 680 |
| | TrailRoad Grant | 1200 | \$1,715 |
| | Retention & Expansion | 1010 | \$1,500 |
| | Art Performance Grant | 1220 | \$1,000 |
| | Total | | \$4,215 |
| | | | |
| | Lodger's Tax | | 685 |
| | Lodger's Tax | 1000 | \$2,000 |
| | Total | | \$2,000 |
| | | | |
| | Interdisciplinary Program | | 688 |
| | UNM Support | 1000 | \$800 |
| | Total | | \$800 |
| | | | |
| | Domestic Violence Grant | | 690 |
| | Domestic Violence Grant | 1000 | \$243,670 |
| | Total | | \$243,670 |
| | | | |
| | Cops More Grant | | 800 |
| | Grant Reimbursements | 1000 | \$9,166 |
| | Prior Year | 1100 | \$8,093 |
| | Total | | \$17,259 |
| | | | |
| | Universal Hiring Grant | | 802 |
| | Grant Reimbursements | 1000 | \$219,007 |
| | Prior Year | 1100 | \$73,687 |
| | Total | | \$292,694 |
| | | | |
| | Legislative Appropriations | | 803 |
| | Sheriff's Vehicles | 1000 | \$55,000 |
| | NET Equipment | 1050 | \$50,000 |
| | TCFD II Substation | 1100 | \$100,000 |
| | VFD Substation | 1150 | \$13,396 |
| | Total | | \$218,396 |
| | | | |
| | Drug Education Program | | 804 |
| | Donation | 1000 | \$11,000 |
| | Total | | \$11,000 |

EXPENDITURE

SCHEDULE

Expenditure Schedule 1999-2000

| Torrance County Expenditures 1999-00 | | | | | |
|---|-------------------------|---------------------------------|--|--|------------------|
| | 401 | General Fund | | | |
| | 401-05 | Commission | | | |
| | 63 | PERA Matching | | | \$1,913 |
| | 64 | FICA Matching | | | \$2,399 |
| | 65 | Health Insurance Matching | | | \$3,337 |
| | 101 | Elected Official's Salaries | | | \$31,353 |
| | 106 | Worker's Comp Fees | | | \$24 |
| | 107 | Insurance Fees | | | \$16 |
| | Sub-total | | | | \$39,042 |
| | 108 | Unemployment Insurance | | | \$25,000 |
| | 109 | County Audit | | | \$9,600 |
| | 203 | Maintenance Contracts | | | \$50,000 |
| | 204 | Building Rent | | | \$14,000 |
| | 205 | Mileage/Per Diem | | | \$1,000 |
| | 206 | Postage | | | \$31,800 |
| | 207 | Telephone | | | \$700 |
| | 208 | Electricity | | | \$0 |
| | 209 | Heating/Gas | | | \$0 |
| | 210 | Water | | | \$0 |
| | 212 | Property/Liability Insurance | | | \$84,000 |
| | 213 | Boiler Insurance | | | \$1,000 |
| | 214 | Worker's Compensation Insurance | | | \$35,000 |
| | 218 | Equipment Maintenance/Repair | | | \$12,000 |
| | 219 | Office Supplies | | | \$20,000 |
| | 261 | Extension Office | | | \$59,114 |
| | 269 | Membership Dues/Subscriptions | | | \$15,182 |
| | 272 | Professional Services | | | \$13,400 |
| | 275 | Legal Services | | | \$30,000 |
| | 297 | Scenic Byways | | | \$0 |
| | 298 | Computer Loan Payment | | | \$10,321 |
| | 305 | Indigent Burial | | | \$1,270 |
| | 600 | CO/McVFD Substation | | | \$17,300 |
| | 601 | CO/Furniture Replacement | | | \$15,000 |
| | 602 | CO/Voting Machine Payment | | | \$10,700 |
| | 603 | CO/Fire Alarm System | | | \$10,000 |
| | 604 | CDBG Local Match | | | \$18,000 |
| | 605 | CO/Plat Cabinet/Clerk | | | \$6,000 |
| | 606 | CO/File Cabinets/Assessor | | | \$4,000 |
| | 607 | CO/Vehicle Animal Control | | | \$20,000 |
| | Sub-total | | | | \$514,387 |
| | Department Total | | | | \$553,429 |
| | 401-08 | Planning & Zoning | | | |
| | 63 | PERA Matching | | | \$2,377 |
| | 64 | FICA Matching | | | \$1,341 |
| | 65 | Health Insurance Matching | | | \$1,669 |
| | 67 | Retiree Health Matching | | | \$251 |

Expenditure Schedule 1999-2000

| | | | | | |
|--|-------------------------|------------------------------|--|--|------------------|
| | 210 | Water | | | \$1,500 |
| | 215 | Building Maintenance/Repair | | | \$30,000 |
| | 218 | Equipment Maintenance/Repair | | | \$1,000 |
| | 220 | Cleaning Supplies | | | \$3,000 |
| | 229 | Paper Supplies | | | \$2,500 |
| | 236 | Uniforms | | | \$150 |
| | 237 | Cleaning Service | | | \$2,000 |
| | 238 | Grounds Improvements | | | \$5,000 |
| | 248 | Safety Equipment | | | \$300 |
| | Sub-total | | | | \$75,750 |
| | Department Total | | | | \$95,650 |
| | 401-20 | Clerk | | | |
| | 63 | PERA Matching | | | \$8,060 |
| | 64 | FICA Matching | | | \$6,738 |
| | 65 | Health Insurance Matching | | | \$6,165 |
| | 67 | Retiree Health Matching | | | \$881 |
| | 101 | Elected Official's Salary | | | \$31,472 |
| | 102 | Full Time Salaries | | | \$56,610 |
| | 106 | Worker's Comp Fees | | | \$32 |
| | 107 | Insurance Fees | | | \$48 |
| | Sub-total | | | | \$110,006 |
| | 205 | Mileage/Per Diem | | | \$4,000 |
| | 207 | Telephone | | | \$4,000 |
| | 221 | Printing/Publishing | | | \$2,000 |
| | 233 | Microfilming | | | \$4,500 |
| | Sub-total | | | | \$14,500 |
| | Department Total | | | | \$124,506 |
| | 401-21 | Elections | | | |
| | 205 | Mileage/Per Diem | | | \$4,000 |
| | 218 | Equipment Maintenance/Repair | | | \$1,000 |
| | 221 | Printing/Publishing | | | \$27,000 |
| | 226 | Election Boards | | | \$8,300 |
| | 232 | Federal Voting Rights Act | | | \$730 |
| | 272 | Professional Services | | | \$3,095 |
| | 308 | Voting Machine Storage | | | \$1,000 |
| | Department Total | | | | \$45,125 |
| | 401-30 | Treasurer | | | |
| | 63 | PERA Matching | | | \$10,258 |
| | 64 | FICA Matching | | | \$9,150 |
| | 65 | Health Insurance Matching | | | \$5,206 |
| | 67 | Retiree Health Matching | | | \$1,121 |
| | 101 | Elected Official's Salary | | | \$31,472 |
| | 102 | Full Time Salaries | | | \$80,642 |
| | 103 | Part Time Salaries | | | \$7,500 |
| | 106 | Worker's Comp Fees | | | \$46 |
| | 107 | Insurance Fees | | | \$32 |
| | Sub-total | | | | \$145,427 |

Expenditure Schedule 1999-2000

| | | | | |
|--|-------------------------|--------------------------------|--|------------------|
| | 201 | Vehicle Maintenance/Repair | | \$1,000 |
| | 202 | Vehicle Fuel | | \$1,000 |
| | 203 | Maintenance Contracts | | \$2,100 |
| | 205 | Mileage/Per Diem | | \$1,500 |
| | 207 | Telephone | | \$3,000 |
| | 221 | Printing/Publishing | | \$9,000 |
| | 266 | Training | | \$1,000 |
| | Sub-total | | | \$18,600 |
| | Department Total | | | \$164,027 |
| | 401-40 | Assessor | | |
| | 63 | PERA Matching | | \$15,898 |
| | 64 | FICA Matching | | \$13,292 |
| | 65 | Health Insurance Matching | | \$10,412 |
| | 67 | Retiree Health Matching | | \$1,737 |
| | 101 | Elected Official's Salary | | \$34,972 |
| | 102 | Full Time Salaries | | \$138,774 |
| | 106 | Worker's Comp Fees | | \$64 |
| | 107 | Insurance Fees | | \$64 |
| | Sub-total | | | \$215,213 |
| | 203 | Maintenance Contracts | | \$180 |
| | 218 | Equipment Maintenance/Repair | | \$155 |
| | 221 | Printing/Publishing | | \$3,100 |
| | Sub-total | | | \$3,435 |
| | Department Total | | | \$218,648 |
| | 401-50 | Sheriff | | |
| | 63 | PERA Matching | | \$19,359 |
| | 64 | FICA Matching | | \$6,194 |
| | 65 | Health Insurance Matching | | \$14,268 |
| | 67 | Retiree Health Matching | | \$2,000 |
| | 101 | Elected Official's Salary | | \$32,913 |
| | 102 | Full Time Salaries | | \$159,329 |
| | 103 | Part Time Salaries | | \$7,800 |
| | 104 | Overtime | | \$3,000 |
| | 105 | Shift Differential/Holiday Pay | | \$12,000 |
| | 106 | Worker's Comp Fees | | \$76 |
| | 107 | Insurance Fees | | \$88 |
| | Sub-total | | | \$257,027 |
| | 201 | Vehicle Maintenance/Repair | | \$32,000 |
| | 202 | Vehicle Fuel | | \$50,000 |
| | 203 | Maintenance Contracts | | \$9,600 |
| | 205 | Mileage/Per Diem | | \$3,000 |
| | 207 | Telephone | | \$15,000 |
| | 212 | Liability Insurance | | \$42,000 |
| | 218 | Equipment Maintenance/Repair | | \$1,000 |
| | 221 | Printing/Publishing | | \$2,500 |
| | 222 | Field Supplies | | \$2,000 |
| | 224 | Education Supplies | | \$1,500 |
| | 236 | Uniforms | | \$3,000 |

Expenditure Schedule 1999-2000

| | | | | | | |
|--|-------------------------|----------------------------------|--|--|--|------------------|
| | 266 | Training | | | | \$5,000 |
| | 267 | Towing | | | | \$2,000 |
| | 600 | CO/Vehicle Payment | | | | \$41,992 |
| | Sub-total | | | | | \$210,592 |
| | Department Total | | | | | \$467,619 |
| | 401-80 | Dispatch Center | | | | |
| | 63 | PERA Matching | | | | \$18,452 |
| | 64 | FICA Matching | | | | \$16,576 |
| | 65 | Health Insurance Matching | | | | \$5,855 |
| | 67 | Retiree Health Matching | | | | \$2,017 |
| | 102 | Full Time Salaries | | | | \$192,163 |
| | 103 | Part Time Salaries | | | | \$9,500 |
| | 104 | Overtime | | | | \$7,000 |
| | 105 | Holiday/Shift Differential | | | | \$8,200 |
| | 106 | Worker's Comp Fees | | | | \$103 |
| | 107 | Insurance Fees | | | | \$48 |
| | Sub-total | | | | | \$259,914 |
| | 203 | Maintenance Contracts | | | | \$11,000 |
| | 205 | Mileage/Per Diem | | | | \$2,000 |
| | 207 | Telephone | | | | \$6,500 |
| | 208 | Electricity | | | | \$4,200 |
| | 209 | Heating/Gas | | | | \$1,500 |
| | 215 | Building Maintenance/Repairs | | | | \$5,000 |
| | 218 | Equipment Maintenance/Repair | | | | \$2,000 |
| | 221 | Printing/Publishing | | | | \$150 |
| | 235 | NCIC Fees | | | | \$8,970 |
| | 241 | Communication/Maintenance/Repair | | | | \$1,000 |
| | 266 | Training | | | | \$2,000 |
| | Sub-total | | | | | \$44,320 |
| | Department Total | | | | | \$304,234 |
| | 401-81 | Animal Control | | | | |
| | 63 | PERA Matching | | | | \$2,243 |
| | 64 | FICA Matching | | | | \$1,875 |
| | 65 | Health Insurance Matching | | | | \$6,674 |
| | 67 | Retiree Health Matching | | | | \$245 |
| | 102 | Full Time Salaries | | | | \$16,710 |
| | 103 | Part Time Salaries | | | | \$7,800 |
| | 106 | Workmen's Comp. Fees | | | | \$16 |
| | 107 | Insurance Fees | | | | \$32 |
| | Sub-total | | | | | \$35,595 |
| | 201 | Vehicle Maintenance/Repair | | | | \$3,000 |
| | 202 | Vehicle Fuel | | | | \$2,500 |
| | 205 | Mileage/Per Diem | | | | \$1,000 |
| | 207 | Telephone | | | | \$850 |
| | 218 | Equipment Maintenance/Repair | | | | \$3,500 |
| | 220 | Cleaning Supplies | | | | \$500 |
| | 221 | Printing/Publishing | | | | \$300 |
| | 223 | Kennel Supplies | | | | \$5,000 |

Expenditure Schedule 1999-2000

| | | | | | | |
|--|-------------------------|----------------------------------|--|--|--|--------------------|
| | 236 | Uniforms | | | | \$1,000 |
| | 239 | Kennel Maintenance | | | | \$5,000 |
| | 260 | Refunds | | | | \$0 |
| | 266 | Training | | | | \$600 |
| | 269 | Membership Dues/Subscriptions | | | | \$1,500 |
| | 272 | Professional Services | | | | \$1,500 |
| | Sub-total | | | | | \$26,250 |
| | Department Total | | | | | \$61,845 |
| | 401-90 | Probate | | | | |
| | 63 | PERA Matching | | | | \$638 |
| | 64 | FICA Matching | | | | \$534 |
| | 67 | Retiree Health Matching | | | | \$70 |
| | 101 | Elected Official's Salary | | | | \$6,978 |
| | 106 | Worker's Comp Fees | | | | \$8 |
| | Sub-total | | | | | \$8,228 |
| | 205 | Mileage/Per Diem | | | | \$1,575 |
| | Sub-total | | | | | \$1,575 |
| | Department Total | | | | | \$9,803 |
| | FUND TOTAL | | | | | \$2,292,896 |
| | Road Fund | | | | | |
| | 402-10 | | | | | |
| | 63 | PERA Matching | | | | \$32,053 |
| | 64 | FICA Matching | | | | \$26,913 |
| | 65 | Health Insurance Matching | | | | \$36,314 |
| | 67 | Retiree Health Matching | | | | \$3,503 |
| | 102 | Full Time Salaries | | | | \$350,301 |
| | 103 | Part Time Salaries | | | | \$0 |
| | 104 | Overtime | | | | \$1,500 |
| | 106 | Worker's Comp Fees | | | | \$152 |
| | 107 | Insurance Fees | | | | \$272 |
| | Sub-total | | | | | \$451,008 |
| | 201 | Vehicle Maintenance/Repair | | | | \$23,000 |
| | 202 | Vehicle Fuel | | | | \$60,000 |
| | 203 | Maintenance Contracts | | | | \$700 |
| | 205 | Mileage & Per Diem | | | | \$1,000 |
| | 207 | Telephone | | | | \$5,000 |
| | 212 | Property/Liability Insurance | | | | \$20,300 |
| | 214 | Worker's Compensation Insurance | | | | \$3,101 |
| | 217 | Equipment Rental | | | | \$5,500 |
| | 218 | Equipment Maintenance/Repair | | | | \$40,000 |
| | 219 | Office Supplies | | | | \$1,000 |
| | 236 | Uniform Rental | | | | \$3,000 |
| | 240 | Misc. Supplies | | | | \$700 |
| | 241 | Communication/Maintenance/Repair | | | | \$4,500 |
| | 242 | Signs | | | | \$2,500 |
| | 248 | Safety Equipment | | | | \$500 |

Expenditure Schedule 1999-2000

| | | | | |
|--|--------------------------------------|-------------------------------------|--|------------------|
| | 252 | Road Construction-Engineer | | \$4,500 |
| | 255 | Cattleguards/Culverts | | \$7,000 |
| | 262 | Gravel/Water | | \$47,500 |
| | 266 | Training | | \$1,000 |
| | 600 | Equipment Lease/Graders | | \$136,177 |
| | 601 | CO/Office Building | | \$20,000 |
| | 602 | CO/Radios | | \$0 |
| | Sub-total | | | \$386,978 |
| | Department Total | | | \$837,986 |
| | 402-11 Shop | | | |
| | 63 | PERA Matching | | \$1,367 |
| | 64 | FICA Matching | | \$1,143 |
| | 65 | Health Insurance Matching | | \$1,289 |
| | 67 | Retiree Health Matching | | \$149 |
| | 102 | Full Time Salaries | | \$14,937 |
| | 106 | Worker's Comp Fees | | \$8 |
| | 107 | Insurance Fees | | \$16 |
| | Sub-total | | | \$18,909 |
| | 110 | Tool Allowance | | \$300 |
| | 208 | Electricity | | \$2,000 |
| | 209 | Heating/Gas | | \$2,000 |
| | 210 | Water | | \$600 |
| | 215 | Building Maintenance/Repair | | \$0 |
| | 218 | Equipment Maintenance/Repair | | \$0 |
| | 221 | Printing/Publishing | | \$650 |
| | 250 | Shop Supplies | | \$1,000 |
| | 600 | CO/Shop Equipment | | \$0 |
| | 601 | CO/Grounds Improvements | | \$2,000 |
| | Sub-total | | | \$8,550 |
| | Department Total | | | \$27,459 |
| | FUND TOTAL | | | \$865,445 |
| | Farm & Range | | | |
| | 403-10 | | | |
| | 278 | Animal Damage Control | | \$17,000 |
| | 279 | Claunch Pinto Conservation District | | \$1,000 |
| | 280 | East Torrance Conservation District | | \$1,000 |
| | FUND TOTAL | | | \$19,000 |
| | Recreation | | | |
| | 404-10 | | | |
| | 291 | Regional Library | | \$250 |
| | 293 | Municipal Library | | \$800 |
| | FUND TOTAL | | | \$1,050 |
| | N.E. Torrance Fire Department | | | |

Expenditure Schedule 1999-2000

| | | | |
|---|-------------------------------|--|------------------|
| 405-91 | State Fire Allotment | | |
| 201 | Vehicle Maintenance/Repair | | \$3,802 |
| 202 | Vehicle Fuel | | \$3,426 |
| 208 | Electricity | | \$1,300 |
| 209 | Heating/Gas | | \$3,210 |
| 211 | Volunteer Fire Insurance | | \$4,359 |
| 215 | Building Maintenance/Repair | | \$1,835 |
| 218 | Equipment Maintenance/Repair | | \$1,030 |
| 219 | Office Supplies | | \$354 |
| 220 | Cleaning Supplies | | \$400 |
| 248 | Safety Equipment | | \$20,541 |
| 266 | Training | | \$3,471 |
| Department Total | | | \$43,728 |
| 405-92 | 1/4% Fire Excise Tax | | |
| 201 | Vehicle Maintenance/Repair | | \$3,802 |
| 202 | Vehicle Fuel | | \$3,550 |
| 215 | Building Maintenance/Repair | | \$2,000 |
| 218 | Equipment Maintenance/Repair | | \$5,000 |
| 248 | Safety Equipment | | \$5,674 |
| 266 | Training | | \$5,000 |
| 600 | CO/Building Payment | | \$8,365 |
| 601 | CO/Equipment | | \$16,653 |
| 602 | CO/Truck Payment | | \$4,000 |
| Department Total | | | \$54,044 |
| 405-93 | State Forestry | | |
| 276 | Personnel | | \$110 |
| 277 | Equipment | | \$1,006 |
| Department Total | | | \$1,116 |
| 405-95 | Interest/Miscellaneous | | |
| 201 | Vehicle Maintenance/Repair | | \$997 |
| 202 | Vehicle Fuel | | \$300 |
| 215 | Building Maintenance/Repair | | \$200 |
| 219 | Office Supplies | | \$292 |
| 600 | CO/Equipment | | \$2,295 |
| Department Total | | | \$4,084 |
| Fund Total | | | \$102,972 |
| Torrance County District 2 Volunteer Fire Department | | | |
| 406-91 | State Fire Allotment | | |
| 201 | Vehicle Maintenance/Repair | | \$2,802 |
| 202 | Vehicle Fuel | | \$3,426 |
| 205 | Mileage/Per Diem | | \$1,010 |
| 207 | Telephone | | \$1,000 |
| 208 | Electricity | | \$2,000 |

Expenditure Schedule 1999-2000

| | | | | | |
|--|------------------------------|-----------------------------------|--|--|------------------|
| | 209 | Heating/Gas | | | \$1,500 |
| | 211 | Volunteer Fire Insurance | | | \$4,359 |
| | 215 | Building Maintenance/Repair | | | \$835 |
| | 218 | Equipment Maintenance/Repair | | | \$1,030 |
| | 219 | Office Supplies | | | \$354 |
| | 220 | Cleaning Supplies | | | \$400 |
| | 236 | Uniforms | | | \$1,000 |
| | 248 | Safety Equipment | | | \$13,975 |
| | 266 | Training | | | \$3,471 |
| | Department Total | | | | \$37,162 |
| | 406-92 | 1/4% Fire Excise Tax | | | |
| | 201 | Vehicle Maintenance/Repair | | | \$0 |
| | 202 | Vehicle Fuel | | | \$0 |
| | 218 | Equipment Maintenance/Repair | | | \$700 |
| | 219 | Office Supplies | | | \$1,100 |
| | 222 | Field Supplies | | | \$500 |
| | 236 | Uniforms | | | \$1,500 |
| | 241 | Communications/Maintenance/Repair | | | \$1,300 |
| | 248 | Safety Equipment | | | \$5,898 |
| | 266 | Training | | | \$600 |
| | 600 | CO/Equipment | | | \$65,578 |
| | Department Total | | | | \$77,176 |
| | 406-93 | State Forestry | | | |
| | 276 | Personnel | | | \$1,528 |
| | 277 | Equipment | | | \$1,936 |
| | Department Total | | | | \$3,464 |
| | 406-94 | EMS Funds | | | |
| | 230 | Medical Supplies | | | \$1,500 |
| | Department Total | | | | \$1,500 |
| | 406-95 | Interest/Miscellaneous | | | |
| | 201 | Vehicle Maintenance/Repair | | | \$1,314 |
| | 202 | Vehicle Fuel | | | \$0 |
| | 215 | Building Maintenance/Repair | | | \$2,200 |
| | 219 | Office Supplies | | | \$0 |
| | 600 | CO/Equipment | | | \$8,400 |
| | Department Total | | | | \$11,914 |
| | FUND TOTAL | | | | \$131,216 |
| | Duran Fire Department | | | | |
| | 407-91 | State Fire Allotment | | | |
| | 201 | Vehicle Maintenance/Repair | | | \$3,000 |
| | 202 | Vehicle Fuel | | | \$1,500 |
| | 207 | Telephone | | | \$1,000 |

Expenditure Schedule 1999-2000

| | | | | | | |
|--|---------------------------------|-----------------------------------|--|--|--|-----------------|
| | 208 | Electricity | | | | \$1,000 |
| | 209 | Heating/Gas | | | | \$1,000 |
| | 211 | Volunteer Fire Insurance | | | | \$4,359 |
| | 215 | Building Maintenance/Repair | | | | \$10,779 |
| | 218 | Equipment Maintenance/Repair | | | | \$1,000 |
| | 219 | Office Supplies | | | | \$500 |
| | 220 | Cleaning Supplies | | | | \$200 |
| | 248 | Safety Equipment | | | | \$18,478 |
| | 266 | Training | | | | \$1,000 |
| | Department Total | | | | | \$43,816 |
| | | | | | | |
| | 407-92 | 1/4% Fire Excise Tax | | | | |
| | 201 | Vehicle Maintenance/Repair | | | | \$100 |
| | 202 | Vehicle Fuel | | | | \$100 |
| | 207 | Telephone | | | | \$100 |
| | 208 | Electricity | | | | \$100 |
| | 209 | Heating/Gas | | | | \$100 |
| | 215 | Building Maintenance/Repair | | | | \$1,000 |
| | 248 | Safety Equipment | | | | \$1,200 |
| | 600 | CO/Equipment | | | | \$14,941 |
| | Department Total | | | | | \$17,641 |
| | | | | | | |
| | 407-93 | State Forestry | | | | |
| | 276 | Personnel | | | | \$250 |
| | 277 | Equipment | | | | \$330 |
| | Department Total | | | | | \$580 |
| | | | | | | |
| | 407-95 | Interest/Miscellaneous | | | | |
| | 201 | Vehicle Maintenance/Repair | | | | \$300 |
| | 202 | Vehicle Fuel | | | | \$300 |
| | 215 | Building Maintenance/Repair | | | | \$1,000 |
| | 219 | Office Supplies | | | | \$636 |
| | 241 | Communications/Maintenance/Repair | | | | \$425 |
| | Department Total | | | | | \$2,661 |
| | | | | | | |
| | FUND TOTAL | | | | | \$64,698 |
| | | | | | | |
| | McIntosh Fire Department | | | | | |
| | 408-91 | State Fire Allotment | | | | |
| | 201 | Vehicle Maintenance/Repair | | | | \$1,000 |
| | 202 | Vehicle Fuel | | | | \$1,000 |
| | 207 | Telephone | | | | \$900 |
| | 208 | Electricity | | | | \$1,434 |
| | 209 | Heating/Gas | | | | \$1,500 |
| | 211 | Volunteer Fire Insurance | | | | \$4,359 |
| | 215 | Building Maintenance/Repair | | | | \$1,000 |

Expenditure Schedule 1999-2000

| | | | | |
|--|--|-------------------------------|--|------------------|
| | 218 | Equipment Maintenance/Repair | | \$1,500 |
| | 219 | Office Supplies | | \$950 |
| | 220 | Cleaning Supplies | | \$300 |
| | 248 | Safety Equipment | | \$4,357 |
| | 266 | Training | | \$1,300 |
| | 600 | CO/Building Payment/Intercept | | \$10,132 |
| | Department Total | | | \$29,732 |
| | | | | |
| | 408-92 | 1/4% Fire Excise Tax | | |
| | 201 | Vehicle Maintenance/Repair | | \$1,000 |
| | 248 | Safety Equipment | | \$1,000 |
| | 601 | CO/Equipment | | \$48,845 |
| | 602 | CO/Building Expansion | | \$15,230 |
| | Department Total | | | \$66,075 |
| | | | | |
| | 408-93 | State Forestry | | |
| | 276 | Personnel | | \$0 |
| | 277 | Equipment | | \$675 |
| | Department Total | | | \$675 |
| | | | | |
| | 408-94 | EMS Funds | | |
| | 230 | Medical Supplies | | \$5,712 |
| | 266 | Training | | \$2,000 |
| | 600 | C/O Equipment | | \$2,000 |
| | Department Total | | | \$9,712 |
| | | | | |
| | 408-95 | Interest/Miscellaneous | | |
| | 600 | CO/Equipment | | \$3,008 |
| | Department Total | | | \$3,008 |
| | | | | |
| | FUND TOTAL | | | \$109,202 |
| | | | | |
| | Torreon-Tajique Fire Department | | | |
| | 409-91 | State Fire Allotment | | |
| | 201 | Vehicle Maintenance/Repair | | \$2,000 |
| | 202 | Vehicle Fuel | | \$1,500 |
| | 207 | Telephone | | \$1,000 |
| | 208 | Electricity | | \$1,800 |
| | 209 | Heating/Gas | | \$3,000 |
| | 211 | Volunteer Fire Insurance | | \$4,359 |
| | 215 | Building Maintenance/Repair | | \$1,500 |
| | 218 | Equipment Maintenance/Repairs | | \$2,500 |
| | 219 | Office Supplies | | \$750 |
| | 248 | Safety Equipment | | \$19,487 |
| | 266 | Training | | \$3,500 |
| | Department Total | | | \$41,396 |
| | | | | |
| | 409-92 | 1/4% Fire Excise Tax | | |

Expenditure Schedule 1999-2000

| | | | | | | |
|--------------------------------------|-----|--|--|--|--|------------------|
| | 600 | CO/Equipment | | | | \$14,359 |
| | 601 | CO/Radios | | | | \$3,500 |
| | 602 | CO/Tanker | | | | \$43,739 |
| Department Total | | | | | | \$61,598 |
| 409-93 State Forestry | | | | | | |
| | 276 | Personnel | | | | \$0 |
| | 277 | Equipment | | | | \$5,000 |
| Department Total | | | | | | \$5,000 |
| 409-95 Interest/Miscellaneous | | | | | | |
| | 600 | CO/Truck | | | | \$12,326 |
| | 601 | CO/Equipment | | | | \$6,296 |
| Department Total | | | | | | \$18,622 |
| FUND TOTAL | | | | | | \$126,616 |
| L.E. Protection Fund | | | | | | |
| 410-10 | | | | | | |
| | 600 | CO/Vehicles | | | | \$20,000 |
| | 601 | CO/Equipment | | | | \$0 |
| FUND TOTAL | | | | | | \$20,000 |
| Fire/Ambulance Gross Receipts | | | | | | |
| 411-10 | | | | | | |
| | 600 | CO/Fire Equipment | | | | \$63,325 |
| FUND TOTAL | | | | | | \$63,325 |
| Fair Board | | | | | | |
| 412-10 | | | | | | |
| | 272 | Professional Services | | | | \$19,000 |
| FUND TOTAL | | | | | | \$19,000 |
| Indigent Fund | | | | | | |
| 414-10 | | | | | | |
| | 272 | Professional Services | | | | \$172,650 |
| | 290 | Medicaid 1/16 Gross Receipts/Intercept | | | | \$51,670 |
| FUND TOTAL | | | | | | \$224,320 |
| EMS Fund | | | | | | |
| 415-10 | | | | | | |
| | 230 | Medical Supplies | | | | \$12,352 |
| | 231 | Immunizations | | | | \$0 |
| | 266 | Training | | | | \$0 |
| | 600 | CO/UHF Radio Antenna | | | | \$6,150 |

Expenditure Schedule 1999-2000

| | | | | | |
|--|--------------------------|-------------------------------|--|--|------------------|
| | 208 | Electricity | | | \$0 |
| | 209 | Heating/Gas | | | \$0 |
| | 210 | Water | | | \$0 |
| | 219 | Office Supplies | | | \$0 |
| | 272 | Professional Services | | | \$86,748 |
| | 273 | Outreach Materials | | | \$2,799 |
| | 600 | CO/Equipment | | | \$4,000 |
| | Sub-total | | | | \$93,547 |
| | Department Total | | | | \$100,444 |
| | 418-17 | Families First Grant | | | |
| | 205 | Mileage/PerDiem | | | \$4,042.00 |
| | 206 | Postage | | | \$250.00 |
| | 207 | Telephone | | | \$1,500.00 |
| | 219 | Office Supplies | | | \$1,500 |
| | 282 | Treatment Contracts | | | \$37,500 |
| | 600 | CO/Equipment/Furniture | | | \$424 |
| | Department Total | | | | \$45,216 |
| | 418-18 | MOUNTAINAIR CLINIC | | | |
| | 272 | Professional Services | | | \$117,375 |
| | Department Total | | | | \$117,375 |
| | 418-19 | UNDESIGNATED | | | |
| | 111 | Operating Costs | | | \$428 |
| | Department Total | | | | \$428 |
| | FUND TOTAL | | | | \$421,854 |
| | G.O. Bond Reserve | | | | |
| | 419-10 | | | | |
| | 350 | Bond Reserve | | | \$0 |
| | FUND TOTAL | | | | \$0 |
| | Detention Fund | | | | |
| | 420-70 | Adult Male Detention | | | |
| | 172 | Care of Inmates | | | \$660,000 |
| | 173 | Inmate Medical | | | \$7,000 |
| | Department Total | | | | \$667,000 |
| | 420-71 | Adult Female Detention | | | |
| | 172 | Care of Inmates | | | \$62,000 |
| | 173 | Inmate Medical | | | \$7,000 |
| | Department Total | | | | \$69,000 |
| | 420-72 | Juvenile Detention | | | |
| | 172 | Care of Inmates | | | \$34,000 |

Expenditure Schedule 1999-2000

| | | | | | |
|-----------------------------------|-----------------------------|--|--|--|------------------|
| FUND TOTAL | | | | | \$18,502 |
| Court Forfeiture Fund | | | | | |
| 416-10 | | | | | |
| 600 | CO/Equipment | | | | \$60 |
| FUND TOTAL | | | | | \$60 |
| Maternal Health Care Grant | | | | | |
| 418-10 MCH Grant | | | | | |
| 63 | PERA Matching | | | | \$3,420 |
| 64 | FICA Matching | | | | \$2,859 |
| 65 | Health Insurance Matching | | | | \$1,857 |
| 67 | Retiree Health Matching | | | | \$374 |
| 102 | Full Time Salaries | | | | \$37,375 |
| 103 | Part Time Salaries | | | | \$0 |
| 106 | Worker's Comp Fee | | | | \$14 |
| 107 | Insurance Fees | | | | \$28 |
| Sub-total | | | | | \$45,927 |
| 203 | Maintenance Contracts | | | | \$1,575 |
| 204 | Building Rent | | | | \$5,000 |
| 205 | Mileage/Per Diem | | | | \$4,140 |
| 206 | Postage | | | | \$250 |
| 207 | Telephone | | | | \$2,791 |
| 208 | Electricity | | | | \$1,183 |
| 209 | Heating/Gas | | | | \$516 |
| 210 | Water | | | | \$409 |
| 212 | Insurance | | | | \$0 |
| 215 | Building Maintenance/Repair | | | | \$75 |
| 219 | Office Supplies | | | | \$4,389 |
| 221 | Printing/Publishing | | | | \$300 |
| 271 | Case Manager | | | | \$3,646 |
| 272 | Professional Services | | | | \$49,133 |
| 273 | Outreach Worker | | | | \$0 |
| 274 | STRENGTHS Program | | | | \$37,206 |
| 302 | Prior Year Salaries | | | | \$1,851 |
| Sub-total | | | | | \$112,464 |
| Department Total | | | | | \$158,391 |
| 418-16 Primary Care | | | | | |
| 63 | PERA Matching | | | | \$515 |
| 64 | FICA Matching | | | | \$430 |
| 65 | Health Insurance Matching | | | | \$265 |
| 67 | Retiree Health Matching | | | | \$56 |
| 102 | Full Time Salaries | | | | \$5,625 |
| 106 | Worker's Comp Fee | | | | \$2 |
| 107 | Insurance Fees | | | | \$4 |
| Sub-total | | | | | \$6,897 |
| 205 | Mileage/Per Diem | | | | \$0 |
| 207 | Telephone | | | | \$0 |

Expenditure Schedule 1999-2000

| | | | | | |
|--|---------------------------|----------------------------------|--|--|-----------------|
| | | | | | |
| | Seniors IIIC-1 | | | | |
| | 603-61 | | | | |
| | 204 | Building Rent | | | \$0 |
| | 216 | Food | | | \$612 |
| | 218 | Equipment Maintenance/Repair | | | \$0 |
| | Department Total | | | | \$612 |
| | | | | | |
| | Seniors III C-2 | | | | |
| | 603-62 | | | | |
| | 216 | Food | | | \$4,915 |
| | 225 | Kitchen Supplies | | | \$0 |
| | Department Total | | | | \$4,915 |
| | | | | | |
| | Fund Total | | | | \$5,600 |
| | | | | | |
| | Civil Defense Fund | | | | |
| | 604-10 | | | | |
| | 63 | PERA Matching | | | \$2,007 |
| | 64 | FICA Matching | | | \$1,678 |
| | 65 | Health Insurance Matching | | | \$102 |
| | 67 | Retiree Health Matching | | | \$219 |
| | 102 | Full Time Salaries | | | \$21,935 |
| | 106 | Worker's Comp Fees | | | \$8 |
| | 107 | Insurance Fees | | | \$0 |
| | Sub-total | | | | \$25,949 |
| | 201 | Vehicle Maintenance/Repair | | | \$1,600 |
| | 202 | Vehicle Fuel | | | \$2,000 |
| | 205 | Mileage/Per Diem | | | \$1,500 |
| | 207 | Telephone | | | \$1,700 |
| | 218 | Equipment Maintenance/Repair | | | \$650 |
| | 219 | Office Supplies | | | \$450 |
| | 241 | Communication/Maintenance/Repair | | | \$500 |
| | 248 | Safety Equipment | | | \$300 |
| | 266 | Training | | | \$8,700 |
| | Sub-total | | | | \$17,400 |
| | Department Total | | | | \$43,349 |
| | | | | | |
| | Fund Total | | | | \$43,349 |
| | | | | | |
| | DWI Program Fund | | | | |
| | 605-10 | Local DWI Grant | | | |
| | 63 | PERA Matching | | | \$6,422 |
| | 64 | FICA Matching | | | \$2,621 |
| | 65 | Health Insurance Matching | | | \$2,224 |
| | 67 | Retiree Health Matching | | | \$665 |
| | 102 | Full Time Salaries | | | \$66,460 |
| | 105 | Shift Differential/Holiday | | | \$1,400 |

Expenditure Schedule 1999-2000

| | | | | | |
|--|------------------------------------|----------------------------|--|--|------------------|
| | 106 | Worker's Comp Fees | | | \$24 |
| | 107 | Insurance Fees | | | \$32 |
| | Sub-total | | | | \$79,848 |
| | 111 | Operating Costs | | | \$12,000 |
| | 205 | Mileage/Per Diem | | | \$4,800 |
| | 219 | Office Supplies | | | \$9,940 |
| | 272 | Professional Services | | | \$57,400 |
| | 600 | CO/Equipment | | | \$1,012 |
| | Sub-total | | | | \$85,152 |
| | Department Total | | | | \$165,000 |
| | 605-12 | Community DWI Grant | | | |
| | 64 | FICA Matching | | | \$94 |
| | 104 | Overtime | | | \$6,482 |
| | Department Total | | | | \$6,576 |
| | 605-13 | Distribution Grant | | | |
| | 63 | PERA Matching | | | \$2,635 |
| | 64 | FICA Matching | | | \$2,203 |
| | 65 | Health Insurance Matching | | | \$2,912 |
| | 67 | Retiree Health Matching | | | \$288 |
| | 102 | Full Time Salaries | | | \$28,800 |
| | 106 | Worker's Comp Fees | | | \$8 |
| | 107 | Insurance Fees | | | \$16 |
| | Sub Total | | | | \$36,862 |
| | 111 | Operating Costs | | | \$819 |
| | Sub Total | | | | \$819 |
| | Department Total | | | | \$37,681 |
| | FUND TOTAL | | | | \$209,257 |
| | Energy Conservation Program | | | | |
| | 606-10 | | | | |
| | 203 | Maintenance Contract | | | \$16,000 |
| | FUND TOTAL | | | | \$16,000 |
| | Reappraisal Fund | | | | |
| | 610-10 | | | | |
| | 63 | PERA Matching | | | \$987 |
| | 64 | FICA Matching | | | \$825 |
| | 67 | Retiree Health Matching | | | \$108 |
| | 103 | Part Time Salaries | | | \$10,782 |
| | 106 | Worker's Comp Fees | | | \$16 |
| | Sub-total | | | | \$12,718 |
| | 111 | Operating Costs | | | \$335 |
| | 201 | Vehicle Maintenance/Repair | | | \$1,200 |
| | 202 | Vehicle Fuel | | | \$3,000 |

Expenditure Schedule 1999-2000

| | | | | | |
|-------------------------------------|---------------|-------------------------------|--|--|--------------------|
| | 203 | Maintenance Contracts | | | \$2,120 |
| | 205 | Mileage/Per Diem | | | \$1,750 |
| | 207 | Telephone | | | \$2,280 |
| | 218 | Equipment Maintenance/Repair | | | \$1,100 |
| | 219 | Office Supplies | | | \$1,800 |
| | 221 | Printing/Publishing | | | \$5,000 |
| | 266 | Training | | | \$3,000 |
| | 269 | Membership Dues/Subscriptions | | | \$450 |
| | 600 | CO/Equipment | | | \$5,000 |
| | 602 | Computer System Payment | | | \$10,000 |
| | Sub-total | | | | \$37,035 |
| | Total | | | | \$49,753 |
| Clerk's Equipment Fund | | | | | |
| | 612-10 | | | | |
| | 203 | Maintenance Contracts | | | \$14,843 |
| | 218 | Equipment Maintenance/Repair | | | \$2,000 |
| | Total | | | | \$16,843 |
| Federal Prisoner Fund | | | | | |
| | 620-10 | | | | |
| | 172 | Care of Inmates | | | \$4,500,000 |
| | Total | | | | \$4,500,000 |
| State Prisoner Fund | | | | | |
| | 621-10 | | | | |
| | 172 | Care of Inmates | | | \$3,000,000 |
| | Total | | | | \$3,000,000 |
| CDBG Fund | | | | | |
| | 625-10 | | | | |
| | 600 | CO/Estancia Senior Center | | | \$325,000 |
| | Total | | | | \$325,000 |
| Medicaid Transportation Fund | | | | | |
| | 630-10 | | | | |
| | 63 | PERA Matching | | | \$7,539 |
| | 64 | FICA Matching | | | \$6,303 |
| | 65 | Health Insurance Matching | | | \$9,422 |
| | 67 | Retiree Health Matching | | | \$824 |
| | 102 | Full Time Salaries | | | \$48,018 |
| | 103 | Part Time Salaries | | | \$34,372 |
| | 106 | Worker's Comp Fees | | | \$64 |
| | 107 | Insurance Fees | | | \$96 |
| | Sub-Total | | | | \$106,638 |
| | 201 | Vehicle Maintenance/Repair | | | \$1,000 |

Expenditure Schedule 1999-2000

| | | | | | |
|--|-------------------|-------------------------------|--|--|------------------|
| | 202 | Vehicle Fuel | | | \$6,000 |
| | 203 | Maintenance Contracts | | | \$1,200 |
| | 204 | Building Rent | | | \$4,000 |
| | 205 | Mileage/Per Diem | | | \$2,000 |
| | 207 | Telephone | | | \$2,000 |
| | 219 | Office Supplies | | | \$620 |
| | 236 | Uniforms | | | \$600 |
| | 266 | Training | | | \$1,500 |
| | 600 | CO/Equipment | | | \$7,000 |
| | Sub Total | | | | \$25,920 |
| | Total | | | | \$132,558 |
| | | | | | |
| | 631-10 | Seniors 3B | | | |
| | 63 | PERA Matching | | | \$3,529 |
| | 64 | FICA Matching | | | \$2,951 |
| | 65 | Health Insurance Matching | | | \$4,648 |
| | 67 | Retiree Health Matching | | | \$386 |
| | 102 | Full Time Salaries | | | \$38,573 |
| | 103 | Part Time Salaries | | | \$0 |
| | 106 | Worker's Comp Fees | | | \$13 |
| | 107 | Insurance Fees | | | \$30 |
| | Sub-total | | | | \$50,130 |
| | 201 | Vehicle Maintenance/Repair | | | \$2,000 |
| | 202 | Vehicle Fuel | | | \$1,000 |
| | 205 | Mileage/Per Diem | | | \$2,500 |
| | 207 | Telephone | | | \$6,300 |
| | 208 | Electricity | | | \$2,000 |
| | 209 | Heating/Gas | | | \$1,000 |
| | 210 | Water | | | \$700 |
| | 215 | Building Maintenance/Repair | | | \$2,000 |
| | 218 | Equipment Maintenance/Repair | | | \$2,000 |
| | 219 | Office Supplies | | | \$3,000 |
| | 227 | Center Supplies | | | \$4,230 |
| | 228 | Senior Olympics | | | \$396 |
| | 269 | Membership Dues/Subscriptions | | | \$500 |
| | Sub-total | | | | \$27,626 |
| | Fund Total | | | | \$77,756 |
| | | | | | |
| | 632-10 | Seniors 3C-1 | | | |
| | 63 | PERA Matching | | | \$2,517 |
| | 64 | FICA Matching | | | \$2,104 |
| | 65 | Health Insurance Matching | | | \$3,176 |
| | 67 | Retiree Health Matching | | | \$275 |
| | 102 | Full Time Salaries | | | \$27,508 |
| | 103 | Part Time Salaries | | | \$0 |
| | 106 | Worker's Comp Fees | | | \$13 |
| | 107 | Insurance Fees | | | \$39 |
| | Sub-Total | | | | \$35,632 |
| | 208 | Electricity | | | \$5,691 |

Expenditure Schedule 1999-2000

| | | | | | |
|--|-------------------|-------------------------------|--|--|------------------|
| | 209 | Heating/Gas | | | \$3,000 |
| | 216 | Food | | | \$30,264 |
| | Sub-Total | | | | \$38,955 |
| | Fund Total | | | | \$74,587 |
| 633-10 Seniors 3C-2 | | | | | |
| | 63 | PERA Matching | | | \$1,952 |
| | 64 | FICA Matching | | | \$1,632 |
| | 65 | Health Insurance Matching | | | \$2,491 |
| | 67 | Retiree Health Matching | | | \$213 |
| | 102 | Full Time Salaries | | | \$21,328 |
| | 103 | Part Time Salaries | | | \$0 |
| | 106 | Worker's Comp Fees | | | \$9 |
| | 107 | Insurance Fees | | | \$21 |
| | Sub-Total | | | | \$27,646 |
| | 216 | Food | | | \$10,000 |
| | 225 | Kitchen Supplies | | | \$5,000 |
| | 266 | Training | | | \$1,113 |
| | Sub-Total | | | | \$16,113 |
| | Fund Total | | | | \$43,759 |
| 634-10 Seniors Cash in Lieu | | | | | |
| | 216 | Food | | | \$20,000 |
| | Fund Total | | | | \$20,000 |
| 635-10 Seniors Capital Outlay | | | | | |
| | 600 | CO/McIntosh Center | | | \$3,659 |
| | 601 | CO/Vehicles | | | \$140,000 |
| | Fund Total | | | | \$143,659 |
| 640-10 Continuing Education Grant | | | | | |
| | 111 | Operating Costs | | | \$180 |
| | 272 | Professional Services | | | \$0 |
| | Fund Total | | | | \$180 |
| 641-10 Dr. Saul Scholarship Fund | | | | | |
| | 272 | Professional Services | | | \$1,397 |
| | Total | | | | \$1,397 |
| 650-10 Estancia Basin Water Study | | | | | |
| | 272 | Professional Services | | | \$2,211 |
| | Total | | | | \$2,211 |
| Rural Addressing Fund | | | | | |
| | 675-82 | Rural Addressing Grant | | | |

Expenditure Schedule 1999-2000

| | | | | | |
|--|--|-------------------------------|--|--|------------------|
| | 63 | PERA Matching | | | \$2,634 |
| | 64 | FICA Matching | | | \$2,202 |
| | 65 | Health Insurance Matching | | | \$1,289 |
| | 67 | Retiree Health Matching | | | \$288 |
| | 102 | Full Time Salaries | | | \$19,425 |
| | 103 | Part Time Salaries | | | \$9,360 |
| | 106 | Worker's Comp Fees | | | \$16 |
| | 107 | Insurance Fees | | | \$16 |
| | Sub Total | | | | \$35,230 |
| | 205 | Mileage/PerDiem | | | \$5,000 |
| | 218 | Equipment Maintenance/Repairs | | | \$27,516 |
| | 600 | CO/Equipment | | | \$93,550 |
| | Sub Total | | | | \$126,066 |
| | Department Total | | | | \$161,296 |
| | 675-83 | 1/4% Tax | | | |
| | 111 | Operating Costs | | | \$3,600 |
| | 201 | Vehicle Maintenance/Repair | | | \$3,000 |
| | 202 | Vehicle Fuel | | | \$4,200 |
| | 207 | Telephone | | | \$3,000 |
| | 219 | Office Supplies | | | \$4,500 |
| | Department Total | | | | \$18,300 |
| | 675-84 | Signs | | | |
| | 242 | Signs | | | \$2,000 |
| | Department Total | | | | \$2,000 |
| | Fund Total | | | | \$181,596 |
| | Cooperative Forest Assistance Grant | | | | |
| | 680-10 | | | | |
| | 263 | Retention & Expansion | | | \$1,500 |
| | 264 | TrailRoad Planning Study | | | \$900 |
| | Total | | | | \$2,400 |
| | Lodger's Tax | | | | |
| | 685-10 | | | | |
| | 111 | Operating Costs | | | \$200 |
| | 221 | Printing/Publishing | | | \$5,372 |
| | Total | | | | \$5,572 |
| | Interdisciplinary Program | | | | |
| | 688-10 | | | | |
| | 272 | Professional Services | | | \$800 |
| | Total | | | | \$800 |
| | Domestic Violence Grant | | | | |

Expenditure Schedule 1999-2000

| | | | | | |
|-------------------------------|---------------------------|--|--|--|------------------|
| 690-10 | | | | | |
| 63 | PERA Matching | | | | \$176 |
| 64 | FICA Matching | | | | \$259 |
| 65 | Health Insurance Matching | | | | \$105 |
| 67 | Retiree Health Matching | | | | \$20 |
| 102 | Full Time Salaries | | | | \$3,618 |
| 103 | Part Time Salaries | | | | \$0 |
| 106 | Worker's Comp Fees | | | | \$0 |
| 107 | Insurance Fees | | | | \$1 |
| Sub-Total | | | | | \$4,179 |
| 203 | Maintenance Contracts | | | | \$804 |
| 204 | Building Rent | | | | \$12,000 |
| 205 | Mileage/PerDiem | | | | \$20,000 |
| 206 | Postage | | | | \$350 |
| 207 | Telephone | | | | \$7,000 |
| 208 | Electricity | | | | \$1,285 |
| 209 | Heating/Gas | | | | \$2,000 |
| 210 | Water | | | | \$1,715 |
| 219 | Office Supplies | | | | \$1,500 |
| 221 | Printing/Publishing | | | | \$800 |
| 266 | Training | | | | \$1,500 |
| 268 | Marketing/Education | | | | \$1,000 |
| 272 | Professional Services | | | | \$139,867 |
| 281 | Program Supervision | | | | \$10,000 |
| 282 | Treatment Contracts | | | | \$30,000 |
| 600 | CO/Equipment | | | | \$0 |
| Sub-Total | | | | | \$229,821 |
| Department Total | | | | | \$234,000 |
| | | | | | |
| Cops More Grant | | | | | |
| 800-10 | | | | | |
| 63 | PERA Matching | | | | \$661 |
| 64 | FICA Matching | | | | \$553 |
| 65 | Health Insurance Matching | | | | \$645 |
| 67 | Retiree Health Matching | | | | \$72 |
| 102 | Full Time Salaries | | | | \$7,223 |
| 106 | Worker's Comp Fees | | | | \$4 |
| 107 | Insurance Fees | | | | \$8 |
| Sub-Total | | | | | \$9,166 |
| Department Total | | | | | \$9,166 |
| | | | | | |
| Universal Hiring Grant | | | | | |
| 802-10 | | | | | |
| 63 | PERA Matching | | | | \$22,988 |
| 64 | FICA Matching | | | | \$3,333 |
| 65 | Health Insurance Matching | | | | \$33,237 |
| 67 | Retiree Health Matching | | | | \$2,299 |
| 102 | Full Time Salaries | | | | \$229,880 |
| 106 | Worker's Comp Fees | | | | \$96 |

Expenditure Schedule 1999-2000

| | | | | | |
|-----------------------------------|-------------------------|------------------------------|--|--|---------------------|
| | 107 | Insurance Fees | | | \$176 |
| | Sub-Total | | | | \$292,009 |
| | Department Total | | | | \$292,009 |
| Legislative Appropriations | | | | | |
| | 803-10 | | | | |
| | 600 | CO/Sheriff's Vehicles | | | \$30,000 |
| | 601 | CO/NET Equipment | | | \$27,296 |
| | 602 | CO/TCFDII Substation | | | \$100,000 |
| | 603 | CO/VFD Substation | | | \$0 |
| | Total | | | | \$157,296 |
| Drug Education Fund | | | | | |
| | 804-10 | | | | |
| | 111 | Operating Costs | | | \$5,000 |
| | 219 | Office Supplies | | | \$2,865 |
| | 266 | Training | | | \$9,000 |
| | Total | | | | \$16,865 |
| Traffic Safety | | | | | |
| | 805-10 | | | | |
| | 104 | Overtime | | | \$7,750 |
| | Total | | | | \$7,750 |
| Local L.E.B. Grant | | | | | |
| | 807-10 | | | | |
| | 236 | Uniforms | | | \$5,906 |
| | 600 | CO/Equipment | | | \$5,906 |
| | Total | | | | \$11,812 |
| Forest Service Grant | | | | | |
| | 808-10 | | | | |
| | 104 | Overtime | | | \$7,000 |
| | Total | | | | \$7,000 |
| Emergency-911 Fund | | | | | |
| | 911-10 | | | | |
| | 207 | Telephone | | | \$0 |
| | 218 | Equipment Maintenance/Repair | | | \$0 |
| | Total | | | | \$0 |
| Grand Total Expenditures | | | | | \$15,156,508 |

SALARY

SCHEDULE

Salary Schedule 1997-2000

| Department | Job Title | Hours | Annual Salary | FICA | PERA | Retiree Health | Health Ins. | Ins. Fee | Work. Comp. | Total |
|------------------------------|-------------------------|---------|---------------|---------|----------|----------------|-------------|----------|-------------|-----------|
| Commissioners | | | | | | | | | | |
| | 401-05-101 | | | | | | | | | |
| B. Williams | Commissioner Dist. 1 | Elected | \$10,451 | \$800 | \$956 | \$0 | \$0 | \$0 | \$8 | \$12,215 |
| R. Rayner | Commissioner Dist. 2 | Elected | \$10,451 | \$800 | \$956 | \$0 | \$3,337 | \$16 | \$8 | \$15,568 |
| C. Riley, Jr. | Commissioner Dist. 3 | Elected | \$10,451 | \$800 | \$0 | \$0 | \$0 | \$0 | \$8 | \$11,259 |
| | Department Total | | \$31,353 | \$2,399 | \$1,913 | \$0 | \$3,337 | \$16 | \$24 | \$39,041 |
| Planning & Zoning | | | | | | | | | | |
| | 401-08-102 | | | | | | | | | |
| L. Lujan | Planning Coordinator | 80 | \$15,750 | \$1,205 | \$1,441 | \$158 | \$0 | \$0 | \$8 | \$18,562 |
| Vacant | Zoning Officer | 40 | \$9,360 | \$136 | \$936 | \$94 | \$1,669 | \$8 | \$4 | \$12,206 |
| | Department Total | | \$25,110 | \$1,341 | \$2,377 | \$251 | \$1,669 | \$8 | \$12 | \$30,768 |
| County Manager | | | | | | | | | | |
| | 401-10-102 | | | | | | | | | |
| B. Berkshire | County Manager | Appt. | \$38,000 | \$2,907 | \$3,477 | \$380 | \$2,912 | \$16 | \$8 | \$47,700 |
| T. Sedillo | Asst. County Manager | 80 | \$33,000 | \$2,525 | \$3,020 | \$330 | \$3,337 | \$16 | \$8 | \$42,235 |
| L. Lujan | Indigent/Acct Payable | 80 | \$7,350 | \$562 | \$673 | \$74 | \$0 | \$0 | \$8 | \$8,666 |
| V. Sedillo | Secretary/Recept. | 80 | \$14,470 | \$1,107 | \$1,324 | \$145 | \$2,740 | \$16 | \$8 | \$19,810 |
| M. A. Anaya | Payroll Clerk | 64 | \$16,850 | \$1,289 | \$1,542 | \$169 | \$2,740 | \$0 | \$8 | \$22,597 |
| S. Whatley | Fire Marshal | Appt. | \$3,600 | \$275 | \$329 | \$36 | \$12 | \$0 | \$1 | \$4,254 |
| | Department Total | | \$113,270 | \$8,665 | \$10,364 | \$1,133 | \$11,741 | \$48 | \$41 | \$145,262 |
| Maintenance | | | | | | | | | | |
| | 401-15-102 | | | | | | | | | |
| J. Metzger | Maint. Foreman | 80 | \$16,800 | \$1,285 | \$1,537 | \$168 | \$102 | \$0 | \$8 | \$19,900 |
| | Department Total | | \$16,800 | \$1,285 | \$1,537 | \$168 | \$102 | \$0 | \$8 | \$19,900 |
| Clerk | | | | | | | | | | |
| | 401-20-101 | | | | | | | | | |
| L. Lujan | County Clerk | Elected | \$31,472 | \$2,408 | \$2,880 | \$315 | \$1,061 | \$16 | \$8 | \$38,159 |
| | Sub-Total | | \$31,472 | \$2,408 | \$2,880 | \$315 | \$1,061 | \$16 | \$8 | \$38,159 |
| | 401-20-102 | | | | | | | | | |
| L. Kayser | Deputy County Clerk | Appt. | \$25,177 | \$1,926 | \$2,304 | \$252 | \$2,262 | \$16 | \$8 | \$31,945 |
| R. Encinias | Administrative Asst. | 80 | \$17,389 | \$1,330 | \$1,591 | \$174 | \$102 | \$0 | \$8 | \$20,594 |
| M. Garley | Secretary/Recept. | 80 | \$14,044 | \$1,074 | \$1,285 | \$140 | \$2,740 | \$16 | \$8 | \$19,308 |
| | Sub-Total | | \$56,610 | \$4,331 | \$5,180 | \$566 | \$5,104 | \$32 | \$24 | \$71,847 |
| | Department Total | | \$88,082 | \$6,738 | \$8,060 | \$881 | \$6,165 | \$48 | \$32 | \$110,006 |

Salary Schedule 1999-2000

| Department | Job Title | Hours | Annual Salary | FICA | PERA | Retiree Health | Health Ins. | Ins. Fee | Work. Comp. | Total |
|-------------------|-------------------------|---------|---------------|----------|----------|----------------|-------------|----------|-------------|-----------|
| Treasurer | | | | | | | | | | |
| | 401-30-101 | | | | | | | | | |
| D. Sandoval | County Treasurer | Elected | \$31,472 | \$2,408 | \$2,880 | \$315 | \$0 | \$0 | \$8 | \$37,082 |
| | Sub-Total | | \$31,472 | \$2,408 | \$2,880 | \$315 | \$0 | \$0 | \$8 | \$37,082 |
| 401-30-102 | | | | | | | | | | |
| M. Autrey | Deputy Co. Treasurer | Appt. | \$25,177 | \$1,926 | \$2,304 | \$252 | \$2,262 | \$16 | \$8 | \$31,945 |
| M. Graham | Special Deputy | 80 | \$23,389 | \$1,789 | \$2,140 | \$234 | \$102 | \$0 | \$8 | \$27,662 |
| J. Hall | M.H. Specialist | 80 | \$17,606 | \$1,347 | \$1,611 | \$176 | \$2,740 | \$16 | \$8 | \$23,504 |
| M. Acosta | Office Clerk | 80 | \$14,470 | \$1,107 | \$1,324 | \$145 | \$102 | \$0 | \$8 | \$17,156 |
| | Sub-Total | | \$80,642 | \$6,169 | \$7,379 | \$806 | \$5,206 | \$32 | \$32 | \$100,266 |
| 401-30-103 | | | | | | | | | | |
| Vacant | Part Time | 80/3 mo | \$2,500 | \$191 | \$0 | \$0 | \$0 | \$0 | \$2 | \$2,693 |
| Vacant | Part Time | 80/3 mo | \$2,500 | \$191 | \$0 | \$0 | \$0 | \$0 | \$2 | \$2,693 |
| Vacant | Part Time | 80/3 mo | \$2,500 | \$191 | \$0 | \$0 | \$0 | \$0 | \$2 | \$2,693 |
| | Sub-Total | | \$7,500 | \$574 | \$0 | \$0 | \$0 | \$0 | \$6 | \$8,080 |
| | Department Total | | \$119,614 | \$9,150 | \$10,258 | \$1,121 | \$5,206 | \$32 | \$46 | \$145,428 |
| Assessor | | | | | | | | | | |
| | 401-40-101 | | | | | | | | | |
| C. Pohl | County Assessor | Elected | \$34,972 | \$2,675 | \$3,200 | \$350 | \$2,740 | \$16 | \$8 | \$43,961 |
| | Sub-Total | | \$34,972 | \$2,675 | \$3,200 | \$350 | \$2,740 | \$16 | \$8 | \$43,961 |
| 401-40-102 | | | | | | | | | | |
| J. Ford | Deputy Co. Assessor | Appt. | \$28,677 | \$2,194 | \$2,624 | \$287 | \$102 | \$0 | \$8 | \$33,892 |
| A. Lawrence | Draftsman/Mapper | 80 | \$15,579 | \$1,192 | \$1,425 | \$156 | \$1,289 | \$16 | \$8 | \$19,665 |
| S. Dile | M.H. Appraiser | 80 | \$27,320 | \$2,090 | \$2,500 | \$273 | \$0 | \$0 | \$8 | \$32,191 |
| M. Acosta | Assessor Clerk | 80 | \$14,746 | \$1,128 | \$1,349 | \$147 | \$2,740 | \$16 | \$8 | \$20,135 |
| V. Astorga | Assessor Clerk | 80 | \$15,984 | \$1,223 | \$1,463 | \$160 | \$3,337 | \$16 | \$8 | \$22,190 |
| N. Sedillo | Appraiser | 80 | \$17,672 | \$1,352 | \$1,617 | \$177 | \$102 | \$0 | \$8 | \$20,928 |
| S. Daugherty | Appraiser | 80 | \$18,796 | \$1,438 | \$1,720 | \$188 | \$102 | \$0 | \$8 | \$22,252 |
| | Sub-Total | | \$138,774 | \$10,616 | \$12,698 | \$1,388 | \$7,672 | \$48 | \$56 | \$171,252 |
| | Department Total | | \$173,746 | \$13,292 | \$15,898 | \$1,737 | \$10,412 | \$64 | \$64 | \$215,213 |
| Law | | | | | | | | | | |
| | 401-50-101 | | | | | | | | | |
| P. Golden | County Sheriff | Elected | \$32,913 | \$477 | \$3,291 | \$329 | \$102 | \$0 | \$8 | \$37,121 |
| | Sub-Total | | \$32,913 | \$477 | \$3,291 | \$329 | \$102 | \$0 | \$8 | \$37,121 |
| 401-50-102 | | | | | | | | | | |
| D. Packingham | Undersheriff | Appt. | \$26,330 | \$382 | \$2,409 | \$263 | \$102 | \$0 | \$8 | \$29,494 |

Salary Schedule 1999-2000

| Department | Job Title | Hours | Annual Salary | FICA | PERA | Retiree Health | Health Ins. | Ins. Fee | Work. Comp. | Total |
|-----------------|-------------------------|-------|---------------|----------|----------|----------------|-------------|----------|-------------|-----------|
| D. Cole | Executive Secretary | Appt. | \$22,901 | \$1,752 | \$2,095 | \$229 | \$1,061 | \$16 | \$8 | \$28,062 |
| J. Chavez | Sergeant | 80 | \$24,024 | \$348 | \$2,402 | \$240 | \$3,337 | \$16 | \$8 | \$30,376 |
| M. Garley | Deputy | 80 | \$22,932 | \$333 | \$2,293 | \$229 | \$102 | \$0 | \$8 | \$25,897 |
| S. Encinias | Deputy | 80 | \$22,256 | \$323 | \$2,226 | \$223 | \$2,740 | \$16 | \$8 | \$27,791 |
| L. Villanueva | Deputy | 80 | \$21,979 | \$319 | \$2,198 | \$220 | \$2,740 | \$16 | \$8 | \$27,479 |
| A. Simpson | Records Clerk | 40 | \$7,223 | \$553 | \$661 | \$72 | \$645 | \$8 | \$4 | \$9,166 |
| T. Simmons | Evidence Officer | 70 | \$11,684 | \$894 | \$1,069 | \$117 | \$102 | \$0 | \$8 | \$13,874 |
| | Sub-Total | | \$159,329 | \$4,902 | \$15,354 | \$1,593 | \$10,829 | \$72 | \$60 | \$192,139 |
| | 401-50-103 | | | | | | | | | |
| Vacant | P.T. Records Clerk | 50 | \$7,800 | \$597 | \$714 | \$78 | \$3,337 | \$16 | \$8 | \$12,549 |
| | Sub-Total | | \$7,800 | \$597 | \$714 | \$78 | \$3,337 | \$16 | \$8 | \$12,549 |
| | 401-50-104 | | | | | | | | | |
| | Over-Time Salary | | \$3,000 | \$44 | \$0 | \$0 | \$0 | \$0 | \$0 | \$3,044 |
| | Sub-Total | | \$3,000 | \$44 | \$0 | \$0 | \$0 | \$0 | \$0 | \$3,044 |
| | 401-50-105 | | | | | | | | | |
| | Shift Diff./Holiday | | \$12,000 | \$174 | \$0 | \$0 | \$0 | \$0 | \$0 | \$12,174 |
| | Sub-Total | | \$12,000 | \$174 | \$0 | \$0 | \$0 | \$0 | \$0 | \$12,174 |
| | Department Total | | \$215,042 | \$6,194 | \$19,359 | \$2,000 | \$14,268 | \$88 | \$76 | \$257,027 |
| | | | | | | | | | | |
| | | | | | | | | | | |
| Dispatch | 401-80-102 | | | | | | | | | |
| S. Whatley | Commun. Director | 80 | \$27,563 | \$2,109 | \$2,522 | \$276 | \$90 | \$0 | \$7 | \$32,566 |
| S. Hart | Assistant Director | 72 | \$19,000 | \$1,454 | \$1,739 | \$190 | \$0 | \$0 | \$8 | \$22,390 |
| J. Yeaw | 911 Officer | 72 | \$16,300 | \$1,247 | \$1,491 | \$163 | \$0 | \$0 | \$8 | \$19,209 |
| J. Hendrick | TAC Officer | 72 | \$15,800 | \$1,209 | \$1,446 | \$158 | \$0 | \$0 | \$8 | \$18,620 |
| J. Ellis | Training Officer | 72 | \$15,800 | \$1,209 | \$1,446 | \$158 | \$102 | \$0 | \$8 | \$18,722 |
| J. Weber | EMD Officer | 72 | \$15,500 | \$1,186 | \$1,418 | \$155 | \$1,061 | \$16 | \$8 | \$19,344 |
| J. Arnold | 911 Operator | 72 | \$14,800 | \$1,132 | \$1,354 | \$148 | \$0 | \$0 | \$8 | \$17,442 |
| B. Daugherty | 911 Operator | 72 | \$13,800 | \$1,056 | \$1,263 | \$138 | \$0 | \$0 | \$8 | \$16,264 |
| D. Downs | 911 Operator | 72 | \$13,800 | \$1,056 | \$1,263 | \$138 | \$1,061 | \$16 | \$8 | \$17,341 |
| D. Murraine | 911 Operator | 72 | \$13,800 | \$1,056 | \$1,263 | \$138 | \$102 | \$0 | \$8 | \$16,366 |
| P. Martinez | 911 Operator | 72 | \$13,500 | \$1,033 | \$1,235 | \$135 | \$102 | \$0 | \$8 | \$16,013 |
| Vacant | 911 Operator | 72 | \$12,500 | \$956 | \$1,144 | \$125 | \$3,337 | \$16 | \$8 | \$18,086 |
| | Sub-Total | | \$192,163 | \$14,700 | \$17,583 | \$1,922 | \$5,855 | \$48 | \$95 | \$232,366 |
| | 401-80-103 | | | | | | | | | |
| Vacant | Dispatcher | 74 | \$9,500 | \$727 | \$869 | \$95 | \$0 | \$0 | \$8 | \$11,199 |
| | Sub-Total | | \$9,500 | \$727 | \$869 | \$95 | \$0 | \$0 | \$8 | \$11,199 |
| | | | | | | | | | | |
| | | | | | | | | | | |

Salary schedule 1999-2000

| Department | Job Title | Hours | Annual Salary | FICA | PERA | Retiree Health | Health Ins. | Ins. Fee | Work. Comp. | Total |
|-----------------------|-------------------------|---------|---------------|----------|----------|----------------|-------------|----------|-------------|-----------|
| | 401-80-104 | | | | | | | | | |
| | Overtime | | \$7,000 | \$522 | \$0 | \$0 | \$0 | \$0 | \$0 | \$7,522 |
| | Sub-Total | | \$7,000 | \$522 | \$0 | \$0 | \$0 | \$0 | \$0 | \$7,522 |
| | 401-80-105 | | | | | | | | | |
| | Shift Diff./Holiday Pay | | \$8,200 | \$627 | \$0 | \$0 | \$0 | \$0 | \$0 | \$8,827 |
| | Sub-Total | | \$8,200 | \$627 | \$0 | \$0 | \$0 | \$0 | \$0 | \$8,827 |
| | Department Total | | \$216,863 | \$16,576 | \$18,452 | \$2,017 | \$5,855 | \$48 | \$103 | \$259,914 |
| | | | | | | | | | | |
| | | | | | | | | | | |
| Animal Control | 401-81-102 | | | | | | | | | |
| R. Ledbetter | Animal Control Officer | 80 | \$16,710 | \$1,278 | \$1,529 | \$167 | \$3,337 | \$16 | \$8 | \$23,045 |
| | Sub-Total | | \$16,710 | \$1,278 | \$1,529 | \$167 | \$3,337 | \$16 | \$8 | \$23,045 |
| | 401-81-103 | | | | | | | | | |
| Vacant | P.T. AC Officer | 40 | \$7,800 | \$597 | \$714 | \$78 | \$3,337 | \$16 | \$8 | \$12,549 |
| | Sub-Total | | \$7,800 | \$597 | \$714 | \$78 | \$3,337 | \$16 | \$8 | \$12,549 |
| | Department Total | | \$24,510 | \$1,875 | \$2,243 | \$245 | \$6,674 | \$32 | \$16 | \$35,595 |
| | | | | | | | | | | |
| | | | | | | | | | | |
| Probate Judge | 401-90-101 | | | | | | | | | |
| W. Woodburn | Probate Judge | Elected | \$6,978 | \$534 | \$638 | \$70 | \$0 | \$0 | \$8 | \$8,228 |
| | Department Total | | \$6,978 | \$534 | \$638 | \$70 | \$0 | \$0 | \$8 | \$8,228 |
| | | | | | | | | | | |
| | | | | | | | | | | |
| Road | 402-10-102 | | | | | | | | | |
| J. Lujan | Foreman | 72 | \$28,837 | \$2,206 | \$2,639 | \$288 | \$2,740 | \$16 | \$8 | \$36,734 |
| P. Montano | Foreman | 72 | \$27,464 | \$2,101 | \$2,513 | \$275 | \$3,337 | \$16 | \$8 | \$35,714 |
| C. Lucero | Assistant Foreman | 72 | \$24,008 | \$1,837 | \$2,197 | \$240 | \$2,912 | \$16 | \$8 | \$31,217 |
| C. Chavez | Assistant Foreman | 72 | \$18,191 | \$1,392 | \$1,664 | \$182 | \$3,337 | \$16 | \$8 | \$24,790 |
| L. Chavez | Equipment Operator | 72 | \$22,870 | \$1,750 | \$2,093 | \$229 | \$2,912 | \$16 | \$8 | \$29,877 |
| G. Ehlers | Equipment Operator | 72 | \$22,289 | \$1,705 | \$2,039 | \$223 | \$2,262 | \$16 | \$8 | \$28,542 |
| J. Sanchez | Equipment Operator | 72 | \$18,911 | \$1,447 | \$1,730 | \$189 | \$1,289 | \$16 | \$8 | \$23,590 |
| F. Garcia | Equipment Operator | 72 | \$17,999 | \$1,377 | \$1,647 | \$180 | \$3,337 | \$16 | \$8 | \$24,564 |
| M. Gutierrez | Equipment Operator | 72 | \$16,312 | \$1,248 | \$1,493 | \$163 | \$2,740 | \$16 | \$8 | \$21,980 |
| M. Lovato | Equipment Operator | 72 | \$15,750 | \$1,205 | \$1,441 | \$158 | \$2,262 | \$16 | \$8 | \$20,840 |
| F. Lujan | Equipment Operator | 72 | \$15,750 | \$1,205 | \$1,441 | \$158 | \$1,061 | \$16 | \$8 | \$19,639 |
| G. Chavez | Crew Chief | 72 | \$15,299 | \$1,170 | \$1,400 | \$153 | \$0 | \$0 | \$8 | \$18,030 |
| J. Mendez | Equipment Operator | 72 | \$14,915 | \$1,141 | \$1,365 | \$149 | \$102 | \$0 | \$8 | \$17,680 |
| R. Barela | Equipment Operator | 72 | \$13,376 | \$1,023 | \$1,224 | \$134 | \$1,289 | \$16 | \$8 | \$17,070 |

Salary Schedule 1999-2000

| Department | Job Title | Hours | Annual Salary | FICA | PERA | Retiree Health | Health Ins. | Ins. Fee | Work Comp. | Total |
|---------------------------|-------------------------|-------|---------------|----------|----------|----------------|-------------|----------|------------|-----------|
| Fra. Garcia | Equipment Operator | 72 | \$14,705 | \$1,125 | \$1,346 | \$147 | \$1,289 | \$16 | \$8 | \$18,635 |
| B. Sanchez | Equipment Operator | 72 | \$14,326 | \$1,096 | \$1,311 | \$143 | \$2,262 | \$16 | \$8 | \$19,162 |
| H. Lloyd | Equipment Operator | 72 | \$13,376 | \$1,023 | \$1,224 | \$134 | \$1,061 | \$16 | \$8 | \$16,842 |
| S. Garley | Equipment Operator | 72 | \$14,326 | \$1,096 | \$1,311 | \$143 | \$1,061 | \$16 | \$8 | \$17,961 |
| I. Perea | Secretary/Clerk | 72 | \$21,597 | \$1,652 | \$1,976 | \$216 | \$1,061 | \$16 | \$8 | \$26,526 |
| | Sub-Total | | \$350,301 | \$26,798 | \$32,053 | \$3,503 | \$36,314 | \$272 | \$152 | \$449,393 |
| | 402-10-104 | | | | | | | | | |
| | Overtime Salary | | \$1,500 | \$115 | \$0 | \$0 | \$0 | \$0 | \$0 | \$1,615 |
| | Sub-Total | | \$1,500 | \$115 | \$0 | \$0 | \$0 | \$0 | \$0 | \$1,615 |
| | Department Total | | \$351,801 | \$26,913 | \$32,053 | \$3,503 | \$36,314 | \$272 | \$152 | \$451,007 |
| | | | | | | | | | | |
| | | | | | | | | | | |
| Road Shop | 402-11-102 | | | | | | | | | |
| A. Ortiz | Field/Shop Mechanic | 72 | \$14,937 | \$1,143 | \$1,367 | \$149 | \$1,289 | \$16 | \$8 | \$18,909 |
| | Department Total | | \$14,937 | \$1,143 | \$1,367 | \$149 | \$1,289 | \$16 | \$8 | \$18,909 |
| | | | | | | | | | | |
| | | | | | | | | | | |
| MCH Grant | 418-10-102 | | | | | | | | | |
| L. Chavez | Office Manager | 80 | \$20,500 | \$1,568 | \$1,876 | \$205 | \$1,061 | \$16 | \$8 | \$25,234 |
| B. Woods | Care Coordinator | 60 | \$16,875 | \$1,291 | \$1,544 | \$169 | \$796 | \$12 | \$6 | \$20,693 |
| | Department Total | | \$37,375 | \$2,859 | \$3,420 | \$374 | \$1,857 | \$28 | \$14 | \$45,927 |
| | | | | | | | | | | |
| | | | | | | | | | | |
| Primary Care Grant | 418-16-102 | | | | | | | | | |
| B. Woods | Care Coordinator | 20 | \$5,625 | \$430 | \$515 | \$56 | \$265 | \$4 | \$2 | \$6,897 |
| | Department Total | | \$5,625 | \$430 | \$515 | \$56 | \$265 | \$4 | \$2 | \$6,897 |
| | | | | | | | | | | |
| | | | | | | | | | | |
| Detention | 420-73-102 | | | | | | | | | |
| R. LaFollette | Monitor | 80 | \$16,537 | \$1,265 | \$1,513 | \$165 | \$102 | \$0 | \$8 | \$19,591 |
| K. Autry | Monitor | 80 | \$15,000 | \$1,148 | \$1,373 | \$150 | \$0 | \$0 | \$8 | \$17,678 |
| | Department Total | | \$31,537 | \$2,413 | \$2,886 | \$315 | \$102 | \$0 | \$16 | \$37,269 |
| | | | | | | | | | | |
| | | | | | | | | | | |
| Civil Defense | 604-10-102 | | | | | | | | | |
| B. Dile | Emergency Coord. | 80 | \$21,935 | \$1,678 | \$2,007 | \$219 | \$102 | \$0 | \$8 | \$25,949 |
| | Department Total | | \$21,935 | \$1,678 | \$2,007 | \$219 | \$102 | \$0 | \$8 | \$25,949 |

Salary Schedule 1999-2000

| Department | Job Title | Bi-weekly Hours | Annual Salary | FICA | PERA | Retiree Health | Health Ins. | Ins. Fee | Work. Comp. | Total |
|-------------------------------|-------------------------|-----------------|---------------|---------|----------|----------------|-------------|----------|-------------|-----------|
| Cops More Grant | 800-10-102 | | | | | | | | | |
| A. Simpson | Records Manager | 40 | \$7,223 | \$553 | \$661 | \$72 | \$645 | \$8 | \$4 | \$9,166 |
| | Department Total | | \$7,223 | \$553 | \$661 | \$72 | \$645 | \$8 | \$4 | \$9,166 |
| Universal Hiring Grant | 802-10-102 | | | | | | | | | |
| P. Councilman | Sheriff's Deputy | 80 | \$20,030 | \$290 | \$2,003 | \$200 | \$2,740 | \$16 | \$8 | \$25,288 |
| J. Romero | Sheriff's Deputy | 80 | \$20,030 | \$290 | \$2,003 | \$200 | \$2,740 | \$16 | \$8 | \$25,288 |
| M. Roberts | Sheriff's Deputy | 80 | \$20,030 | \$290 | \$2,003 | \$200 | \$1,061 | \$16 | \$8 | \$23,609 |
| M. Torrez | Sheriff's Deputy | 80 | \$20,030 | \$290 | \$2,003 | \$200 | \$0 | \$0 | \$8 | \$22,532 |
| Vacant | Sheriff's Deputy | 80 | \$18,720 | \$271 | \$1,872 | \$187 | \$3,337 | \$16 | \$8 | \$24,412 |
| Vacant | Sheriff's Deputy | 80 | \$18,720 | \$271 | \$1,872 | \$187 | \$3,337 | \$16 | \$8 | \$24,412 |
| Vacant | Sheriff's Deputy | 80 | \$18,720 | \$271 | \$1,872 | \$187 | \$3,337 | \$16 | \$8 | \$24,412 |
| Vacant | Sheriff's Deputy | 80 | \$18,720 | \$271 | \$1,872 | \$187 | \$3,337 | \$16 | \$8 | \$24,412 |
| Vacant | Sheriff's Deputy | 80 | \$18,720 | \$271 | \$1,872 | \$187 | \$3,337 | \$16 | \$8 | \$24,412 |
| Vacant | Sheriff's Deputy | 80 | \$18,720 | \$271 | \$1,872 | \$187 | \$3,337 | \$16 | \$8 | \$24,412 |
| Vacant | Sheriff's Deputy | 80 | \$18,720 | \$271 | \$1,872 | \$187 | \$3,337 | \$16 | \$8 | \$24,412 |
| Vacant | Sheriff's Deputy | 80 | \$18,720 | \$271 | \$1,872 | \$187 | \$3,337 | \$16 | \$8 | \$24,412 |
| | Department Total | | \$229,880 | \$3,333 | \$22,988 | \$2,299 | \$33,237 | \$176 | \$96 | \$292,009 |

BOND

SCHEDULE

General Obligation Bond

| | | |
|-------------------------------|----|--------------|
| Purpose: | | Solid Waste |
| Date of Issue: | | 1/20/93 |
| Original Issue Amount: | \$ | 1,300,000 |
| Principal Due | \$ | 120,000.00 |
| Interest Due | \$ | 48,903.76 |
| Unredeemed Amount | \$ | - |
| Bond Rate | | 6.0 |
| Amount Outstanding | \$ | 1,126,966.83 |
| Amount Retired | \$ | 748,022.55 |
| | | |
| | | |

Revenue Bond

| | | |
|-------------------------------|----|-------------|
| Purpose: | | Solid Waste |
| Date of Issue: | | 9/8/92 |
| Original Issue Amount: | \$ | 350,467.88 |
| Principal Due | \$ | 45,000.00 |
| Interest Due | \$ | 14,437.52 |
| Unredeemed Amount | \$ | - |
| Bond Rate | | 6.875 |
| Amount Outstanding | \$ | 247,812.54 |
| Amount Retired | \$ | 281,453.46 |

INSURANCE

SCHEDULE

Torrance County

Budget Year 1999-2000

Insurance Schedule

| | | |
|-------------------------------------|-----------|-----------|
| Volunteer Fire Fighters Insurance | \$ 21,205 | |
| Property & Liability Insurance | \$104,300 | Estimated |
| 84,000 from 401-05-212 | | |
| 20,300 from 402-10-212 | | |
| Worker's Compensation Insurance | \$ 38,101 | |
| 35,000 from 401-05-214 | | |
| 3,101 from 402-10-214 | | |
| Boiler Insurance | \$ 1,000 | Estimated |
| Law Enforcement Liability Insurance | \$ 42,000 | Estimated |

APPENDIX

Appendix 1999-2000

Torrance County has approximately 84-90 full time employees.

The average salary increase for the 1999-2000 fiscal year was 7%.